


CinéOle

NOTICE D'INSTALLATION • OWNER'S MANUAL
• BETRIEBSANLEITUNG



Cabasse

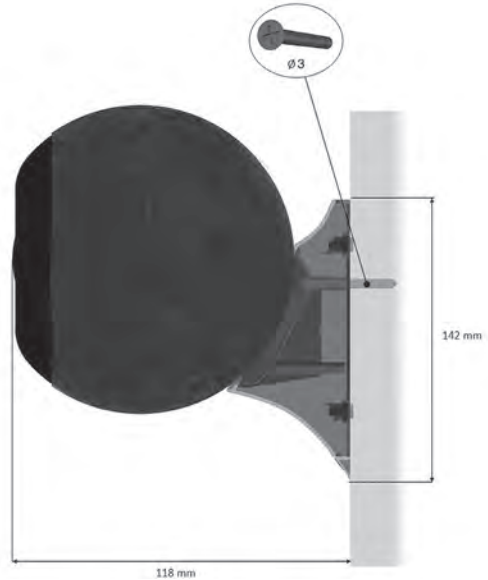
www.cabasse.com




①

②

YES



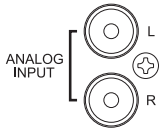
NO



Cabasse

Manufactured under license from Dolby Laboratories.
Dolby and the double-D symbol are trademarks of Dolby Laboratories.

TSA120C



WARNING: DO NOT OPEN
RISK OF ELECTRIC SHOCK

AVIS: NE PAS OUVRIR
RISQUE DE CHOC ELECTRIQUE

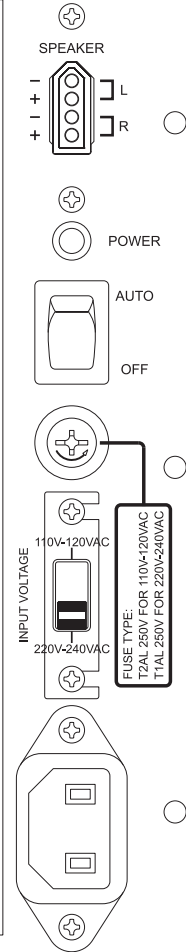
CAUTION:
TO REDUCE THE RISK OF FIRE,
REPLACE WITH ONLY THE SAME
TYPE AND RATING OF FUSE.

ATTENTION:
UTILISER UN FUSIBLE DE
RECHANGÉ DE MEME TYPE.

Serial No:




DOUBLE INSULATION - when servicing
use only identical replacement parts.




110-120V/220-240V
~ 60/50Hz 200W

3



4



		IDENTIFYING CONTROLS	IDENTIFICATION DES COMMANDES	ANORDNUNG DER BEDIENELEMENTE
1		CinéOle Mute on/off	Active et désactive la coupure du son CinéOle	Schaltet die Stummschaltung ein/aus
2		CinéOle On/Standby	Mise en Marche / Veille du CinéOle	Schaltet das CinéOle-System ein/in den Bereitschaftszustand
3>10	TV, DVR, CBL/SAT, DVD/BD, TUNER, CD, AUX1, AUX2	Device selection	Sélection de la source	Wahl der Tonquelle
11	Menu	Device's Menu function	Fonction Menu de la source	Menüaktivierung für externe Geräte
12	EXIT	Exit function	Fonction sortie	Taste zum Verlassen des Menüs für externe Geräte
13>17		UP, DOWN, LEFT, RIGHT, OK menu functions	Fonctions déplacements et confirmation dans menu	Menübedienung externe Geräte : AUF, AB, LINKS, RECHTS
18	SET	Remote set up key	Programmation de la télécommande	Programmieren der Fernbedienung
19	LEARN	Learn a new code	Apprentissage d'un nouveau code	Lässt die Fernbedienung einen neuen Code lernen
20	TV 	Television modes	Permutation entre les modes TV	Schaltet in die Fernsehmodi
21	TEXT 	Teletext mode	Permute en mode Télétexte	Schaltet in den Teletext-Modus
22	MIX 	TV and Teletext mixed	Fonction télévision et Télétexte simultanée	Aktiviert gemischtes Bild aus Teletext und Fernsehprogramm
23	HOLD 	Page hold	Fige ou défige l'image	Anzeigen einer Teletext-Unterseite über längere Zeit
24>25	CH +/-	Channel up and down	Sélection des chaînes par pas de 1 en + et en -	Kanalwahl auf- und abwärts
26		Source/Device On/Standby	Marche/Veille de la source sélectionnée	Ein-/Ausschalten eines Quellgerätes
27		Shows program information	Affiche les informations sur le programme en cours	Zeigt Informationen des gerade dargestellten Fernsehprogramms
28>29	VOL+ / VOL-	CinéOle Volume UP/DOWN	Réglage du volume	Lautstärketasten + und - für CinéOle
30>39	0-9	Number buttons for channel or page selection	Touches numériques pour la sélection de chaîne ou de page	Zifferntasten zur Programm- und Seitenwahl
40	AV	AV input selection	Permute sur le mode AV du téléviseur	Wahl des AV-Eingangs
41	-/--	1 or 2 digits channel numbers	Permute sur la sélection de chaînes à 1 ou 2 chiffres	Wahl zwischen ein- und zweistelligen Programmnummern
42		REW (fast reverse)	Retour rapide sur la source sélectionnée	Schneller Rücklauf
43		PLAY (operate your DVD, CD etc.)	Lecture sur la source sélectionnée	Wiedergabe starten
44		FFWD (fast forward)	Avance rapide sur la source sélectionnée	Schneller Vorlauf
45		REC (record)	Enregistrement sur la source sélectionnée	Aufnahme starten
46		STOP (terminate your operation)	Arrêt de la lecture sur la source sélectionnée	Wiedergabe stoppen
47		CD DVD Eject	Ouverture/fermeture du tiroir de la source sélectionnée	Am gewählten Quellgerät Disc-Lade öffnen/schließen
48	EPG	Electronic Program Guide, shows the channel Information	Guide des programmes	Elektronischer Programmführer
49		PAUSE	Pause de la lecture sur la source sélectionnée	Wiedergabe unterbrechen (Pause)

NOTE : les touches 42 à 45 servent également à naviguer dans le menu des sources en fonction de leur couleur.

NOTE : the keys 42 to 45 can also be used for menu navigation of selected source according to their specific color.

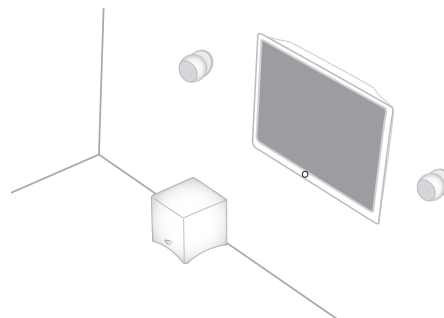
ANMERKUNG : Die Tasten 42 bis 45 können – entsprechend ihrer Farben – ebenfalls zur Navigation in Bildschirmmenüs verwendet werden.

INSTALLATION RAPIDE QUICK PLUG & PLAY KURZANLEITUNG INSTALLATION

- 9 Déterminer la place des satellites et du santorin 21C : voir page 4 nos 2 suggestions autour d'un écran plat.

Choose the positions for the satellites and the Santorin 21C. Consider our suggestions around a TV set on page 4.

Wählen Sie einen Aufstellungsort für die Satelliten und den Santorin 21C. Beachten Sie dabei unsere Empfehlungen bezüglich eines Fernsehers auf Seite 4.



- 10 Brancher le câble haut-parleur à l'arrière du Santorin 21C. Amener le câble avec la prise droite (R) vers la position choisie pour le satellite droit, celui marqué (L) vers la position du satellite gauche.

Connect the loudspeaker cable in the SPEAKER socket on the back of the Santorin 21C. Approach the «R» plug to the place for the right satellite, the «L» one to the place of the left satellite.

Verbinden Sie die Lautsprecherkabel mit den „SPEAKER“-Buchsen auf der Rückseite des Santorin 21C. Benutzen Sie das Kabel mit der Kennzeichnung „R“ für den Satelliten auf der rechten Seite, das Kabel mit „L“ für den auf der linken Seite.



- 11 Connecter les satellites: le câble marqué «L» sera utilisée pour l'enceinte de gauche, le «R» pour la droite. Réunir une sphère et un socle, connecter les 2 prises, insérer l'ensemble dans la gouttière, fermer avec la base.

Connect the satellites: «L» plug for the left satellite and «R» for the right one. Join a sphere and a base, connect both plugs, insert them in the slot, close the base with the bottom plate.

Anschluss der Satelliten: Das Kabel an der „L“-Buchse für den linken Satelliten, das an der „R“-Buchse für den rechten. Verbinden Sie die Lautsprecherkugeln mit ihren Basen, verbinden Sie beide Stecker mit den jeweiligen Gegenstücken, schieben Sie beide Verbindungen in den dafür vorgesehenen Schlitz und verschließen Sie dann die Basen mit Hilfe der Bodenplatten.



- 12 Positionner le module IR à un endroit d'où il sera discrètement visible, si possible prêt du capteur du téléviseur. Le brancher sur la prise «IR REMOTE RECEIVER»

Place the IR module where it will be discrete but visible. We recommend placing it near the IR receiver of the television set. Connect the cable into the «IR REMOTE RECEIVER» of the Santorin 21C

Platzieren Sie den IR-Empfänger an einem diskreten, aber trotzdem sichtbaren Ort. Wir empfehlen eine Platzierung nahe dem IR-Empfänger des Fernsehers. Schließen Sie das Kabel des IR-Empfängers an die Buchse „IR REMOTE RECEIVER“ des Santorin 21C an.



13 Connecter le CinéOle à votre téléviseur. Avec le câble optique si celui-ci est équipé d'une sortie audio numérique optique (Digital Audio out), sinon avec le câble RCA-RCA à la prise «Audio Out» de votre source. Faire correspondre la sortie droite de la source et l'entrée droite du CinéOle avec les fiches rouges du câble RCA-RCA. Les fiches RCA de l'extrémité du câble équipée d'une ferrite cylindrique seront branchées sur le CinéOle.

Connect the CinéOle to your TV set. Use the optical cable if your TV is fitted with a digital audio output and connect it to the «OPTICAL INPUT» of the Santorin 21C. Otherwise use the RCA-RCA cable between the «Audio Out» of the TV and the «ANALOG INPUT» of the Santorin 21C. The red RCA sockets must be used for the right output of the TV and the right input of the CinéOle so as not to invert the channels. The side of the RCA cable fitted with a cylindrical ferrite must be connected to the CinéOle.

Verbinden Sie das CinéOle-System mit Ihrem Fernseher. Falls das Fernsehgerät über einen optischen Digitalausgang verfügt, benutzen Sie das mitgelieferte optische Kabel, und schließen Sie dieses an den Fernseher und den „OPTICAL INPUT“ des Santorin 21C an. Andernfalls verbinden Sie mit dem Cinchkabel den Audio-Ausgang des Fernsehers mit dem „ANALOG INPUT“ auf der Rückseite des Santorin 21C. Die roten Stecker des Cinchkabels gehören dabei jeweils in die Buchsen für den rechten Kanal, die schwarzen Stecker in die Buchsen für den linken Kanal. Die Seite des Cinchkabels mit der zylindrischen Ferritperle muss am Santorin 21C angeschlossen werden.

14 Connecter le Santorin 21C au secteur et positionner l'interrupteur sur «AUTO»
Connect the Santorin 21C to the mains and switch the power button to «AUTO»
Schließen Sie den Santorin 21C ans Stromnetz an und bringen Sie den Netzschalter in die „AUTO“-Position.



15 Mettre les piles type LR3-AAA dans la télécommande universelle: retourner la télécommande, enlever le couvercle en appuyant sur la languette noire, mettre les 2 Piles LR3-AAA fournies en respectant le dessin au fond du logement. Refermer le couvercle.

Place the LR3-AAA type batteries in the universal remote control: Lift the clasp and remove the rear lid, load the two batteries properly as indicated by the marks in the battery compartment, put the rear cover back on.

Zum Einlegen der Batterien in die Fernbedienung (Typ LR3-AAA): Heben Sie die Klammer auf der Rückseite des Gebers an und entfernen den Deckel. Nun legen Sie die Batterien entsprechend der Kennzeichnung im Batteriefach ein und schließen dann den Deckel wieder.



16 Activer la source, par exemple mettre le téléviseur sur «on»: le CinéOle se met automatiquement en mode «on», et la diode du module IR s'allume. La diode clignote pour confirmer l'initialisation du système puis reste allumée. Le son de la source est ensuite automatiquement reproduit. Ajuster le niveau sonore avec les touches «VOL+» et «VOL-» de la télécommande. Si nécessaire, baisser au minimum le son des haut-parleurs du téléviseur avec la télécommande d'origine.

Activate the playback component, for instance turn the TV set on: CinéOle automatically turns on, the LED of the IR module flickers during initialisation. The sound from the source is reproduced by CinéOle after the LED stops flickering. Adjust the sound level with the «VOL+» and «VOL-» keys of the remote control. If necessary, turn the sound of the TV loudspeakers off with the TV remote control.

Schalten Sie eine Wiedergabequelle, beispielsweise den Fernseher, ein: Das Cinéole-System schaltet sich automatisch ein, die LED des IR-Moduls flackert während der Initialisierung. Der Ton des Wiedergabegeräts wird wiedergegeben, sobald die LED aufhört zu flackern. Stellen Sie mit den „VOL+“ und „VOL-“ -Tasten der Fernbedienung die gewünschte Wiedergabelautstärke ein. Wenn nötig, schalten Sie den Ton der Fernseher-Lautsprecher mit dessen eigener Fernbedienung ab.

17 Régler le contrôle de volume du Santorin 21C à midi (réglage standard). Après avoir écouté des sources musicales et/ou vidéo connues, ajuster le niveau des graves à votre convenance.

Set the volume control on the twelve o'clock position (standard setting). If necessary adjust the level of low frequencies after listening to well known audio and/or video clips.

Stellen Sie den Lautstärkereglern des Santorin 21C auf die Mittelposition (Standard-Einstellung). Regeln Sie wenn nötig den Tiefton-Pegel nach, zur Überprüfung und Korrektur der Einstellung sollten Sie sich einige Ihnen gut bekannte Musikstücke und/oder Filmabschnitte anhören.




*Thank you very much for choosing Cabasse speakers.
Please read these instructions carefully before setting up your speakers.*

With Cin Ole, Cabasse presents a 2.1 audio video system based on the Spatially Coherent Source (SCS) principles coming from our high end ARTIS range of speakers. With these 2-way speakers combined with a Santorin 21C active subwoofer, you can add a very high quality sound system to the picture of your TV screen.


SAFETY INSTRUCTIONS



Explanation of graphical symbols

The lightning flash with arrowhead symbol,  within an equilateral triangle, is intended to alert you

to the presence of uninsulated “dangerous voltage” within the product’s enclosure that may be of sufficient magnitude to constitute a risk of electric shock to persons.

 The exclamation point within an equilateral triangle is intended to alert you to the presence of important operating and maintenance (servicing) instructions in the literature accompanying the appliance.

Instructions - Carefully read through all the safety and operating instructions before switching on any device for the first time.

Keep these instructions in mind - They will be constantly referred to through this manual.

Pay special care to warnings - All the warning labels on the product or warning notes in the user’s manual must be followed.

Follow the instructions - Follow carefully all the installation and operation instructions.

Cleaning - Always remove the power cord before cleaning the device. Do not use cleaning solvent, whether liquid or air spray. Using a soft damp cloth is recommended.

Accessories - To avoid incidents, only use accessories expressly recommended by Cabasse.

Water and moisture - The product shall not be used in damp or wet locations, such as humid basements, next to a bathtub, sink, swimming pool or any other similar conditions.



Carts and Stands - The appliance should be used only with a cart or stand that is recommended by the manufacturer.

> *Portable cart warning*

Installation on a piece of furniture and stands - Do not place this device on an unsteady surface, i.e. a stand, tripod, table, shelf, etc. It may fall and cause serious injury to a nearby child or adult.

Ventilation outlets - The device shall not be placed in a position that restrains the operation of its fans. Avoid installing the device on a bed, couch, blanket or other similar surfaces that may prevent the appropriate air flow. Do not install the device in a confined space, such as a book shelf or other piece of furniture, that could prevent sufficient air from flowing freely.

Power - The device shall only be connected to a source of power compliant to the one described in this manual or on relevant printed labels on the product. If you are not sure of the type of power available, please contact your reseller or the local power company.

Power cords - The power cords must be laid out in such a way that they cannot be walked on, pinched, bent under other devices. Also pay special attention to the matching of the plugs and the connection of the cord to the device.

Lightning - For better protection against lightning or if the device must remain unused for long stretches of time, unplug the power cord and antenna jack. This minimizes potential damages due to lightning or line surges.

Overloads - Avoid overloading the power plugs, extension cords or power relays. This could result in fire or electric shocks.

Foreign bodies and liquids - Avoid letting foreign materials or liquids enter the device. They could cause fire or electric shocks. Never spill any liquid on the device.

Maintenance - Users must never attempt to maintain the device on their own, except for those maintenance operations described in this manual. Any task beyond regular user maintenance must be performed by qualified service operators.

Troubleshooting - You must unplug your device from the power supply and have it checked by a qualified technician if:

- The power supply or the plug is damaged.
- Foreign bodies or liquid penetrated the device.
- The device was exposed to dripping or splashing.
- The device does not seem to work correctly under normal operating conditions. Only operate the controls described in this manual. Any other operation could damage the device and require on-site visit of a qualified technician.
- The device has fallen or its housing is damaged.
- The performances of the device are strongly altered.

Spare parts - If spare parts are needed to repair the device, make sure that the technician followed the manufacturer’s recommendations or that the replacing parts feature the same specifications as the original ones. Non-compliant parts can result in multiple damage, including fire or electric shocks.

Checks - After any servicing of the device, ask the technician to perform appropriate testing to make sure that the device works safely.

Exposure to high temperatures - The device should be kept away from heating sources, such as radiators, heaters, amplifiers or any other similar item likely to make the operating temperature rise excessively.

Applicable for USA, Canada or where approved for usage

Caution ! To prevent electric shock, match wide blade plug to wide slot, insert fully.

UNPACKING

Open carton flaps; remove all the components. If the speakers or the subwoofer appear damaged, do not use them. Repack everything in the original packing and contact your authorized Cabasse dealer immediately. We suggest you to retain the packing for future use.



CAUTION ! Handle with care the 23.5 lb (11.5 kg) of the subwoofer. Use good lifting practice to avoid injury.

CAUTION ! To avoid electric shock or fire hazards, do not expose speakers to rain or moisture.

CAUTION ! To avoid danger of suffocation keep the plastic bags that wrap these speakers out of the reach of children.

SETTING UP

THE COMPONENTS OF YOUR SYSTEM ① :

- 2 Eole 2 satellite speakers with magnetic cups for use on bookshelf and on wall.



For wall mount always follow the drawing ② regarding the set up of the base. The system is not designed for the crossed-out layouts : reversed base and ceiling mounting. Check before wall mount of the base that the head of the screw is flat enough neither to alter the magnetic link nor damage the paint of the satellite.

- 1 Santorin 21C active subwoofer subwoofer with its 4 spikes, 1 infra-red module, 1 set of speaker cables (2 x 6 m), 1 optical cable, 1 power cable, 1 CinéOle remote control with 2 AAA batteries, one manual and one warranty card.

INSTALLATION ⑤ :

- No solid object or piece of furniture should be placed between the speakers and the listener.
- Front left and right speakers must be directed towards the listening area and placed on either side of the screen with at least a distance of 7 ft and 16 ft (2 and 5 m) between the 2 speakers.
- The Santorin 21 subwoofer should be placed in the front listening area. To get the best result, it is always necessary to carry out tests according to the acoustics of the room. To prevent interference with the screen of your CRT television set, place the subwoofer at least 2 ft (0.6m) of your television set.

CONNECTIONS

CinéOle has been designed for trouble free wiring, the only possible mistake is the reversal of right and left when hooking up the satellite speakers or using the RCA-RCA connections between the Santorin 21C and a source.

Please follow carefully the quick plug play procedure.



CAUTION ! To prevent the risks of electric shock take care to completely insert plugs of mains cords.

SUBWOOFER ADJUSTING ⑦ :

Take care to positioning the sector switch 110-120V/220-240V in the right position according to your country.

The power switch (located on the back) of the subwoofer has 2 positions:

- **OFF** : CinéOle is disconnected from the power supply network.
- **AUTO** : CinéOle turns automatically on «ON» or «STAND BY» mode according to the presence of signal coming from source it is connected to.
- **STAND BY** : simply switch off the source or press the ⏻ red key nr 2 on the top right of the remote control to get the «STAND BY» mode. Switch the source on or press again the ⏻ red key to get CineOle playing again.
- **VOLUME** : the adjustment of the volume will depend upon needs. The average position is the “12 o'clock” position.

SET-UP OF THE CINÉOLE REMOTE CONTROL

To prepare your universal remote control ready for use, you need to carry out one of the following programming modes.

The quickest mode is the set-up by Brand Code, followed if necessary by the Learning Function of some keys. The 2nd best solution is the Learning Function of each key of the remote control. The third solution is the Search mode (Automatic or Manual) which is easy to run but requires attention for an extended period of time.

Up to 8 components (pads 3 to 8) can be controlled with the CinéOle remote control : TV, DVR (Digital Video Recorder), CBL/SAT (Cable/Satellite decoder), DVD/BD (DVD/ Blu Ray Disk), TUNER, CD, AUX1, AUX2.

For each component you wish to be controlled with the universal remote control, choose the key whose name refers to your component or to the same family of components.

A. Set-up by Brand Code

1. Switch on the device for which you wish to use the remote control (e.g. TV set).
2. Find the code number of your device brand in the code list (e.g. Lifetec 0050) from the relevant device group (TV).
3. Press and hold the button “SET”, simultaneously press the device button (e.g. TV) for three seconds.
Release the button as soon as LED lights up, now it is in set up mode.
4. Enter the 4-digit device code (e.g. 0050 for Lifetec TV) within 10 seconds. If no entry is made within 10 seconds, the set-up mode is automatically terminated.
5. The LED turns off if the remote accepts the code. If the LED flashes three times, it means that the code is considered inappropriate. The remote control remains in set-up mode, try another code from the list (e.g. 0057 for Lifetec TV)
6. Check the function of the buttons on remote control. If it does not function correctly, try another 4-digit device code (e.g. 0056...) from the list under the same brand. Repeat steps 3 to 6 until all the basic functions operate correctly.

Note: Exit the set-up mode by pressing the device button, or the set-up mode is automatically terminated if no button is pressed for 10 seconds.

B. Set up by Learning Function

The learning function is used to extend the pre-programmed codes or to fully program the codes of a non listed component. The standard code list already provides you with the most important functions, but it is possible to add a few additional functions. A fully functional original remote control is required for learning programming.

Please use fresh batteries for both the CinéOle Remote Control and the Original Remote Control.

Position both remote controls face to face on a flat stable non reflecting surface (e.g. not directly on a glass table).



1. Press and release the button which selects the device which you want to control (e.g. DVD), then press the LEARN button for 3 seconds. When the LED turns on release the pressed key: now the remote control is on learning mode for DVD codes.

2. Press and release the target button on your CinéOle universal remote control which you want to learn (e.g. POWER), the LED starts to flash. (If no button is pressed within 14 seconds, learning mode will exit automatically).

3. Press the one button (for example, Power button) from your original remote control. The universal remote has accepted the new code when the LED on CinéOle universal remote control has been flashing three times and stopped. You can proceed and have another key of the universal remote learn another code from the original remote.

(If no button is pressed within 14 seconds, the learning mode stops automatically and the learning process must start from step 1).

4. Repeat step 2 to 3 to learn another code from the original remote control.

5. When you have finished setting all the buttons you want to have, press the LEARN button to store all commands you have copied from the original remote and exit from learning remote.

Notes:

a. Point the IR transmitter of the original remote control face to the IR receiver of your new universal remote by approximately 30mm apart. Keep both remote controls on the same straight line to make the learning process more accurate.

b. The Mute (1), On/Standby (2), VOL+ (2B) and VOL- (29) keys are dedicated to the control of CinéOle. They and the SET and LEARN keys cannot be reprogrammed.

c. The CinéOle remote memory is full if you can no longer select any new button from the CinéOle remote control for learning. Erase the learned codes following point 4 instructions and program again some of the sources with less useable keys.

d. Pressing "TV" and "Number 6" buttons simultaneously deletes all codes which have been learned for all the devices.

C. Set up by Automatic Search

1. Switch on the device you want to control.

2. Point the remote control at your device. Press and hold the button "SET", simultaneously press the device button (e.g. TV) for three seconds, the LED turns on. Keep pressing the device button for about two seconds until the LED starts flashing : the Automatic Search mode is now active. Release the device button.

3. The CinéOle remote control now transmits a new "Power" signal every 1.5 second to the device to be controlled. As soon as the device (e.g. TV) turns off, press the device key to stop the Automatic Search. Turn on the device using the Device on/off button (Key (2B)) of the CinéOle remote before checking other keys.

4. Check the function of the other buttons on the CinéOle remote control. If the device on/off button does not power on the device (i.e. the search has not been stopped on time) or if the majority of the buttons do not function correctly, restart the search (see steps 2 to 3) to find a suitable code. If the majority of the buttons function correctly, set-up has been successful. Re-press the device button (e.g. TV) to save the code and to terminate the set-up mode.

D. Setting up by Manual Search

1. Switch on the device you want to control.

2. Point the remote control at the device. Press and hold the button "SET", simultaneously press the device button (e.g. TV) for three seconds. The LED lights up and the remote is in manual set-up mode, release the device button now.

3. Press the "Volume+" button approx. every 1.5 seconds. A new "power" code will be transmitted to the device each time you press "Volume +".

4. As soon the device (e.g. TV) turns off, stop pressing the "Volume +" button and press the "Device on/off button (Key (2B)) to turn on the device. Then check that the other buttons on the remote control function correctly. If the majority of the buttons do not function correctly, press the "Volume+" again approx. every 1.5 seconds to continue the manual search for the right code.

If the majority of the buttons on the remote control function correctly, save the code by pressing the device button (e.g. TV) to terminate the manual search.

Note: The Manual Search is automatically terminated if no entry occurs during a 30 second period.

E. Displaying the code(s)

In case a new set up of the CinéOle remote is necessary later on, we advise to note on a blank space of the manual the codes that have been confirmed for every device controlled by the CinéOle remote. Please proceed as follow for every device:

1. Press and hold the device button (e.g. TV), simultaneously press button "1" to display the first figure of the 4-figure code, count how often the LED flashes, if the LED does not flash, the number is Zero then

2. Press and hold the device button (TV), simultaneously press button "2" to display the second figure of the 4-figure code, count how often the LED flashes, if the LED does not flash, the number is Zero then

3. Press and hold the device button (TV), simultaneously press button “3” to display the third figure of the 4-figure code, count how often the LED flashes, if the LED does not flash, the number is Zero then

4. Press and hold the device button (TV), simultaneously press button “4” to display the final figure of the 4-figure code, count how often the LED flashes.

For example for Code 0169

1. Press TV and “1”: LED flashes Zero time
2. Press TV and “2”: LED flashes One time
3. Press TV and “3”: LED flashes Six times
4. Press TV and “4”: LED flashes Nine times

F. Reset / Delete Function

Simply press the device (TV) button and the button «0» together. When LED flashes three times, all settings are deleted and the CinéOle remote control goes back to factory default settings.

G. Low Battery Indication


If the LED on the CinéOle remote control starts flashing automatically, change the batteries for new ones.

HOW TO USE CinéOle AND ITS UNIVERSAL REMOTE CONTROL







A. Use with the remote control default mode

1) Plug and play use

CinéOle can be used with the default factory settings from the end of the quick set-up process (pages 5 and 6).

Switch the AUTO/OFF button to AUTO power on one of the sources connected to CinéOle or press the  key of the CinéOle remote control to get the system ready and enjoy the Cabasse sound.

Four CinéOle dedicated keys are enough to run the Cabasse system:

-   to power on or stand-by CinéOle
-   to temporary mute the volume
- « Vol+ »  to raise then sound level
- « Vol- »  to lower the sound level

The default source being TV, the LED of this key will flash for transmission confirmation each time a control key is pressed down. If another source key is pressed, its LED flashes.

Pressing another key will emit the default command applying to the selected source. It will turn into a command only if this code corresponds to one code of an active source within reach.

The default codes are:

TV = 0000	DVR = 0402	CBL/SAT = 0184
DVD/BD = 0402	TUNER = 0541	CD = 0539
AUX1 = 0482	AUX2 = 0482.	

Note: When both inputs of CinéOle are connected to sources, such as a TV-set to the digital input and an audio player (MP3, Dock, Tuner...) to the RCA analog inputs (see (13) page 6), the digital input is the one being played as long as it is powered on.

2) Optimisations for use with a TV-set

Use the original TV remote control to select the following settings when available:

- TV loudspeakers disconnection: it avoids any risk of parallel playing of the TV speakers with CinéOle. If this option is not available in the TV set-up menu, lower the TV volume control down to the minimum value.

- SPDIF delay : the SPDIF digital link offers the best audio quality. It may create a noticeable delay in the sound/image synchronisation. Use the “SPDIF delay” or the “Lipsync” option in the TV set-up menu. “Lipsync” stands for lip synchronisation as the best solution to calibrate the delay is to compare lips movements and voice sound.



- Connection of additional sources : all video sources should be when possible linked to the TV-set using HDMI inputs for best video and audio results.

- Remote control(s): Use the CinéOle remote control for sound and the original remotes of each source as long as the CinéOle remote has not been programmed.



B. Play with the programmed CinéOle remote control

Once the CinéOle remote control has been programmed to replace the other remotes and the above optimisations been completed, it is possible to use the CinéOle remote together with the original ones. We recommend to start by using the CinéOle remote only for the main commands of the main source (such as TV) and then to start using the CinéOle remote control for more controls of the main sources and/or for other sources.

1) Play with a single source: the TV set

Press the TV button once to control both CinéOle and TV set. With CinéOle power switch set on “Auto” mode, press the  button  in the center of the CinéOle remote control to power on both TV and CinéOle. Use the CH+, CH- or the number buttons to select the TV channels and the VOL+/VOL- volume controls to adjust the sound level.

2) Play with one or several sources connected to the TV set

Press the TV button once to control both CinéOle and TV set. Press the « AV » button of the CinéOle remote control and select the right TV input for the selected source the usual way. The selected input is displayed on the TV. Press the source selection key (3 to 10) referring to the source you want to play and press the  button  to switch it on. Then run this source with the programmed keys.

NOTES :

a- The LED of the source being controlled flashes each time a key of the CinéOle remote control is being pressed. It confirms that the instruction programmed for this key has been sent to the source or to the Cinéole System (Vol+, Vol-, Mute, On/Standby). If no LED flashes, either this key has not been programmed, cannot be programmed for this source, or the batteries need to be checked and/or replaced.

b- For some source configurations, a key might command another source to ease play. For instance when DVD/BD is selected, pressing the “AV” key might activate the source selection menu of the TV set.

c- Depending upon the type of connections and software running the TV and the source, powering on the source might automatically activate both TV set and CinéOle.

BATTERIES REPLACEMENT

Take the remote control in your hand with the keyside facing the floor. Lift the locker and pull out the batteries. Remove the dead batteries and replace them with new AAA batteries. Dispose of the old batteries according to these instructions.

WEEE MARK

Disposal of Wastes of Electrical & Electronic Equipment (Applicable in the European Union)



This symbol on the product, consisting of the crossed-out wheeled bin, indicates that this product shall not be treated as household waste. Instead it shall be handed over to the applicable collection point for the disposal of electrical and electronic equipment at the end of life. By ensuring this product is disposed of correctly, you will help prevent potential negative consequences for the environment and human health, which could otherwise be caused by inappropriate waste handling of this product. The recycling of materials will help to preserve natural resources. For more detailed information about recycling of this product, please contact your local city office, your household waste disposal service or the shop where you purchased the product.

CLEANING THE SPEAKERS

The CinéOle satellites and subwoofer may be cleaned with a soft damp cloth. Do not use any sprays near the system or allow liquids to spill into any openings. Also, do not use any solvents, chemicals, or cleaning solutions containing alcohol, ammonia, or abrasives.

The grill assemblies on the speakers may be carefully vacuumed, if necessary. Please note that the drivers are located directly behind the grille cloth, and are easily damaged if reasonable care is not taken.

AFTER SALE SERVICE

The Cabasse retailer network is at your disposal to ensure the after sale service of your product. To get the list of Cabasse retailers, contact us or consult our web site www.cabasse.com.

TROUBLESHOOTING

If you ever have a problem with your CinéOle system, try the solutions below. If you still have a problem, contact your Cabasse dealer to arrange for service.

Problems	Solutions
The system does not function at all	<ul style="list-style-type: none"> · Make sure CinéOle and the source are plugged into an operating AC wall outlet and that CinéOle is turned on AUTO. · Ensure that the right source is selected on the amplifier (video, CD, DVD, tuner...). · Check that the CinéOle remote control is functional by pressing a volume key. If no LED on the remote flashes, check the batteries. If the blue LED of the IR module does not flash, check if plugged in. The IR module must be in sight of the remote. · Check the satellites' connections. · Check the connections between CinéOle and the selected source, either directly to the Santorin 21C amplifier or via the TV set or a preamplifier. · When using the optical input of Cinéole, check that the digital signal coming from the source is a PCM or Dolby Digital one. If not, select PCM or DOLBY DIGITAL in the set-up menu of the source.
Not enough or too much bass	<ul style="list-style-type: none"> · Move the subwoofer closer to a wall or a corner to increase very low bass frequencies. · Move it further away from a wall or a corner to decrease very low bass frequencies. · Adjust the LFE level control of your AV amplifier
Presence of a hum/noise when using the RCA analog input	<ul style="list-style-type: none"> · One RCA input is not connected. Check the connections on source and CinéOle sides. For a monophonic use, connect both CinéOle RCA inputs using a "Y" adaptation cable.

SANTORIN 21C	
Inputs	1 optical digital + 1 analog coaxial
Voltage	110-120V/220-240V ~60/50Hz
Power Consumption	200 W
Standby power consumption	1W @ 220-240V~ 50Hz 1W @ 110-120V~ 60Hz
OFF mode consumption	0W @ 220-240V~ 50Hz 0W @ 110-120V~ 60Hz
Useable temperature range	+5 °C to +35 °C
Storage temperature	-5 °C to +40 °C
Useable humidity range	40 % to 70 %



Manufactured under license from Dolby Laboratories. Dolby and the double-D symbol are trademarks of Dolby Laboratories.

Other CinéOle specifications page 26.

By following the above information, your CinéOle SYSTEM is now properly set up and we hope you will enjoy your speaker system for many years. We receive every day letters from customers expressing the ever growing satisfaction and musical emotion they have been getting with our speakers over the years. These letters are our first motivation.



SPECIFICATIONS	SATELLITE ET AMPLIFICATEUR ASSOCIES X 2	CAISSON DE GRAVES
Utilisation	Bibliothèque / au mur / sur pied (disponible en option)	caisson de graves
Voie	2	1
Haut-parleurs	coaxial médium-tweeter DOM18/10T15 membrane Soft Dome / P2C	graves 21MT3 - 21 cm membrane fibre de cellulose
Filtre	4 000 Hz	-
Phase	-	-
Bande passante	170 - 22 000 Hz	35 - 200 Hz
Efficacité 1 W / 1 m	91 dB	actif
Impédance nominale	8 ohms	actif
Impédance minimale	4 ohms	actif
Puissance nominale	25 W x 2	85 W
Puissance crête	50 W x 2	170 W
Blindage magnétique	oui	non
Dimensions (h x l x p)	Ø 13 cm	33 x 33 x 36 cm
Poids	1,3 kg	11,5 kg
Finition	noir / blanc	noir / blanc

Étant donné l'évolution des techniques mises en oeuvre pour une fiabilité accrue et une recherche constante de qualité optimale, Cabasse se réserve le droit d'apporter toutes modifications aux modèles présentés sur les fiches techniques ou les documents publicitaires.

SPECIFICATIONS	SATELLITE AND ASSOCIATED AMPLIFIER X 2	SUBWOOFER
Installation	Bookshelf / on wall / stand (option available separately)	subwoofer
Way	2	2
Drivers	coaxial midrange-tweeter DOM18/10T15 Soft Dome / P2C diaphragm	woofer 21TMT3 - 21 cm / 8 in cellulose pulp
Cross-over point	4,000 Hz	-
Frequency response	170 - 22 000 Hz	35 - 200 Hz
Sensitivity 1 W / 1 m	91 dB	active
Nominal impedance	8 ohms	active
Minimum impedance	4 ohms	active
Power handling	25 W x 2	85 W
Peak power	50 W x 2	170 W
Magnetic shielded	yes	no
Dimensions (h w l x d)	Ø 13 cm / 5.1 in	33 x 33 x 36 cm / 13 x 13 x 14.2 in
Weight	1.3 kg / 2.9 lb	11.5 kg / 25.3 lb
Finish	black / white	black / white

Because of technical improvements already under way in our constant search for optimum quality, Cabasse reserves the right to modify all the models presented in specification sheets, advertising materials and manuals without prior notice.



TECHNISCHE DATEN	SATELLIT MIT VERSTÄRKER X 2	SUBWOOFER
Verwendung	Regal / Wand / Stand	Aktiv Subwoofer
Wege	2	1
Chassis	Koaxial Mittel-Hochtöner DOM18/10T15 Soft Dome / P2C Membran	Tieftöner 21MT3 - 21 cm Cellulose Membran
Trennfrequenz	4 000 Hz	
Übertragungsbereich	170 - 22 000 Hz	35 - 200 Hz
Wirkungsgrad 1 W / 1 m	91 dB	Aktiv
Nennimpedanz	8 Ohm	Aktiv
Impedanzminimum	4 Ohm	Aktiv
Nennbelastbarkeit	2 x 25W	85W
Spitzenbelastbarkeit	2 x 50W	170 W
Magnetische Abschirmung	ja	nein
Abmessungen (H x B x T)	Ø 13 cm	33 x 33 x 36 cm
Gewicht	1,3 kg	11,5 kg
Ausführung	Schwarz / Weiß	Schwarz / Weiß

Zur Sicherung hoher Zuverlässigkeit und bestmöglicher Qualität entwickelt Cabasse seine Geräte permanent weiter und behält sich deshalb das Recht vor, an den in technischen Unterlagen oder Werbematerial gezeigten Modellen Änderungen vorzunehmen.

PROGRAMMATION DE LA TELECOMMANDE : CODES PAR TYPE ET MARQUE
 REMOTE CONTROL SET UP : PRODUCT AND BRAND LIST
 FERNBEDIENUNGS-PROGRAMMIERUNG : NACH GERÄTETYPEN UND MARKEN SORTIERTE CODE-LISTE

TV							
A.R. SYSTEMS	0039 0059 0049 0056 0057	ASBERG	0046 0056 0532 0526	BROKSONIC	0056 1017	CS ELECTRONICS	0017 0006 0041 0508
ACCENT	0049 0051 0057	ASORA	0049	BROTHER	0049 0056	CTC CLATRONIC	0049 0083 0006 0038 0041 0051 0056 0063 0057 0036 0233
ACCUPHASE	0057	ASTHON	0019 0102 0103 0038 0017 0056 0000 0016 0060 0006 0071	BROWN	0071	CXC	0019 0102 0103 0038 0017 0056 0000 0016 0060 0006 0071
ACEC	0000 0006 0016 0018 0025 0026 0046 0071 007x3 0076 0078 0094 0097 0099 0057 0056 0105 0110	ASTRA	0045 0046 0051 0006 0050 0507	BRUNS	0041 0057 0040 0051 0000 0048 0501 0506	CYBERCOM	0503 0507 0523 0529 0538 0553 0556 0562 0571 0586 0591 0598 0599 0600 0601 0602 0607 0643
ACER	1172	ASTRO SOUND	0039 0038	BSR	0002 0038	CYBERMAXX	0503 0507 0509 0523 0529 0530 0538 0553 0556 0562 0571 0586 0591 0598 0599 0600 0601 0602 0603 0607 0643 1001 1073
ACME	0508	ASUKA	0006 0049 0041 0038 0503 0508	BTC	0041 0508	CYTRON	0507 0509 0523 0529 0530 0538 0553 0556 0562 0571 0586 0591 0598 0599 0600 0601 0602 0603 0607 0643 0993 1073
ACTION	0051	ATLANTIC	0006 0009 0016 0019 0057 0036 0038 0049 0050 0051 0058 0056 0532 0582 0586	BUSH	0002 0009 0056 0507 0508 0515 0517 0518 0532 0538 0556 0562 0566 0574 0585 0586 0616		
ADA	0512	ATORI	0051 0507	CADMOS	0056 0038 0051		
ADC	0505 0506	AUDIOSONIC	0051 0021 0041 0017 0024 0016 0006 0038 0049 0050 0057 0056 0063 0102 0507 0508 0532 0546 0574 0582 0586 1092	CALIFORNIA	0006 0009 0016 0019 0057 0036 0038 0049 0050 0051 0058 0056		
ADMIRAL	0000 0051 0035 0501 0502 0503 0529	AUDIOTON	0051 0006 0017	CAMPER	0038 0056 0021	CYBERTRON	0041 0508
ADYSON	0051 0006	AURORA	0000 0006 0050	CANALSANTE	0038	CYMATIC	0006 0038
AEG	0057 0083 0056	AUSIND	0019 0526	CANDLE	0007 0008 0009 0016 0006 0017 0021 0023 0025 0002 0036 0043 0042 0057 0051 0053 0063 0064 0065 0060 0088 0089 0056 0097 0058 0098 0038 0116 0117		
AGASHI	0051 0049 0016 0056	AUTOVOX	0083 0006 0019 0056 0016 0501 0503 0526 0582	CAPSONIC	0049 0056 0503	CYV	0056
AGAZI	0503	AUVISAT	0056	CARAD	0057 0056	D -VISION	0062 0056 0057
AGB	0040 0013 0037 0012 0010 0011 0001 0002 0056 0031 0003 0000 0568 0063	AWA	0024 0051 0006 0050 0057 0056	CARENA	0059 0056 0057	DAEWOO	0006 0016 0050 0051 0052 0055 0056 0062 0063 0079 0081 0086 0087 0096 0057 0507 0532 0128 0129 0132 0135 0562 0595 0616
AGEF	0041 0057 0040 0051 0000 0048	AXXENT	0056	CARREFOUR	0057 0056 0517	DAINICHI	0006 0041 0508 0057 0051 0087
AIKO	0041 0051 0006 0056 0504 0507	BAIRD	0052 0559 0574 0616	CARYONSE	0000 0006 0016 0018 0025 0026 0046 0071 0073 0076 0078 0094 0097 0099 0057 0056 0105 0110	DALMAN	0087
AIM	0057 0050 0039 0056	BANG & OLUFSEN	0000 0501	CASCADE	0057 0056 0507	DANSAI	0056 0006 0503 0532 0586
AIOSTAY	0019	BARCO	0000 0010 0560	CASIO	0057	DANTAX	0083 0056 0561 0586
AIWA	0056 0643	BASIC LINE	0041 0083 0056 0050 0063 0038 0051 0021 0507 0508 0532 0616	CASONIO	0009 0030 0002 0035	DATSURA	0567
AKAI	0006 0015 0016 0041 0045 0050 0051 0052 0035 0061 0083 0057 0056 0101 0038 0106 0504 0505 0507 0508 0532 0538 0539 0544 0586 0178	BASTIDE	0006	CATHAY	0532 0586 0057 0056	DAWA	0056
AKIBA	0057 0056 0041 0508	BAUER	0064 0056 0042	CCE	0057 0056	DAYMATER	0000 0051 0038
AKIRA	0021 0056	BAUMATIC	0049	CELINT	0002	DAYTEK	0056
AKITO	0005 0041 0049 0051 0059 0063 0056 0021 0057	BAUR	0016 0009 0015 0018 0026 0030 0057 0051 0056 0101 0586	CENTURION	0057 0056 0532 0586	DAYTON	0507
AKTRON	0056 0033 0034 0045 0063 0083	BAZIN	0006	CENTURY	0000 0501	DAYTRON	0006 0016 0050 0051 0052 0055 0056 0062 0063 0079 0081 0086 0087 0096 0057 0063
AKURA	0051 0049 0056 0057 0503 0507 0508 0540 0586	BEAUMARK	0060	CGE	0036 0111 0056 0038 0526 0529	DCE	0063
ALBA	0041 0038 0056 0051 0507 0508 0517 0518 0529 0538 0542 0586 0616	BEKNTSEKNIK	0034 0102	CGM	0036 0049 0051 0056 0004 0102 0038	DE GRAAF	0056 0505 0522
ALBIRAL	0039 0056 0041 0049 0017 0038	BEKO	0021 0034 0036 0038 0057 0056 0085 0063 0506 0542 1094	CIE	0041 0050 0051 0056	DECCA	0005 0006 0016 0046 0052 0057 0056 0504 0520 0532 0568 0586
ALHORI	0006	BENNETT	0057 0056	CIHAN	0038	DECCA COLOR	0509
ALKOS	0056 0033 0034 0045 0063 0083 0584	BENSTEN	0023 0091	CIMLINE	0051 0507 0518	DEITRON	0057 0056
ALL TEL	0056 0023 0078	BEON	0057 0056 0532 0586	CINEMA	0056	DELL	0516
ALLORGAN	0006 0582	BEST	0561	CITY	0051 0507	DELTON	0063
ALLSTAR	0532	BESTAR	0102 0051 0057 0056 0532 0616	CLARITRONIC	0102	DEMA COLOR	0056
ALTUS	0063	BIAZET	0056 0002	CLARIVOX	0000 0014 0016 0039 0057 0038 0586	DENKO	0049
AMPLIVISION	0006 0039	BIFONIC	0006 0051	CLATRONIC	0057 0503 0507 0508 0520 0526 0532 0542	DENTAL	0006 0009 0016 0019 0057 0036 0038 0049 0050 0051 0058 0056
AMSTRAD	0035 0041 0049 0051 0056 0083 0057 0111 0503 0507 0508 0520 0538 0539 0540 0568	BIGSTON	0050 0051 0049	CLAYTON	0038 0056	DENVER	0051 0056
ANAM	0057 0056 0507 0557	BINATONE	0006	COFANDEL	0001 0003 0002 0010 0011 0012 0013 0014 0019 0028 0031 0037 0038 0040 0061 0067 0085 0090 0113	DESMET	0038 0051 0056 0532 0586
ANEX	0056	BLACK DIAMOND	0056 0057	COLOR MAT	0000	DHS	0045 0046 0051 0006 0050
ANGLO	0049 0051 0507	BLACK PANTHER LINE	0616	COLUMBIA	0016	DIADEM	0035
ANIS	0049	BLACKSTAR	0041	COMBITECH	0005 0041 0049 0051 0059 0063 0056 0021 0057	DIAMANT	0057 0056
ANITECH	0016 0056 0051 0049 0057 0503 0507 0526 0557	BLACKTRON	0041	COMET	0057 0041 0056	DIAMOND	0051 0050 0056 0057
ANSONIC	0049 0102 0051 0021 0056 0507 0233	BLACKWAY	0041	COMPUTRON	0051 0056	DIBOSS	0056
ANTECNO	0041	BLAUPUNKT	0014 0015 0024 0026 0057 0059 0503	CONCERTO	0007 0008 0009 0016 0006 0017 0021 0023 0025 0002 0036 0043 0042 0057 0051 0053 0063 0064 0065 0060 0088 0089 0056 0097 0058 0098 0038 0116 0117	DIGATRON	0057 0056
AQP	0014 0015 0026 0044 0061 0086 0091 0100 0101 0109	BLAUSONIC	0006	CONCORDE	0051 0507	DIGIHOME	0085 0063
ARC EN CIEL	0001 0003 0002 0010 0011 0012 0013 0014 0019 0028 0031 0037 0038 0040 0061 0067 0085 0090 0113 0527 0570 0574	BLOOM	0057 0056 0079	CONDOR	0036 0049 0051 0056 0057 0532 0542 0616	DIGILINE	0056
ARCAAM	0006	BLUE SKY	0063 0083 0001 0056 0057 0061 0005 0021 0041 0508	CONIA	0045 0151	DIGITOR	0056 0057 0606 0607
ARCELIK	0021 0038 0063	BOCA	0035 0041 0049 0051 0056 0083 0057 0111	CONRAC	0085 0174	DIK	0057 0056 0051
ARDEM	0021 0056 0063	BONDSTEC	0017	CONRAD	0056	DINASTY	0051 0050 0056
ARGENTINA	0111	BOOTS	0006	CONTEC	0049 0051 0033 0006 0057 0507 0517 0519 0520	DISTAR	0056
ARISTONA	0000 0006 0016 0018 0025 0026 0046 0071 0073 0076 0078 0094 0097 0099 0057 0056 0105 0110 0532 0586	BOSTON	0006	CONTINENTAL	0001 0003 0002 0010 0011 0012 0013 0014 0019 0028 0031 0037 0038 0040 0056 0061 0067 0085 0090 0113 0527 0528 0559 0570 0574	DIXI	0056 0057 0051 0507 0532 0586
ARPHONE	0038 0051 0056	Bosun/Foresee	0150	EDISON	0001 0003 0002 0010 0011 0012 0013 0014 0019 0028 0031 0037 0038 0040 0056 0061 0067 0085 0090 0113 0527 0528 0559 0570 0574	DOMEOS	0056
ARTHUR MARTIN	0007 0008 0009 0020 0057 0030 0056 0038 0035	BPL	0057 0056 0566	COSMEL	0051 0056 0057 0507	DOMLAND	0016 0006 0017 0018 0021 0025 0002 0057 0035 0050 0051 0056 0038
ART-TECH	0051 0056	BRANDT	0085 0001 0527 0528 0570 0571 0574	COSMOS	0056 0051 0041	DOMOH	0056
ASA	0019 0035 0056 0501 0510 0511 0512 0558	BRANDT ELECTRONIQUE	0001 0003 0002 0010 0011 0012 0013 0014 0019 0028 0031 0037 0038 0040 0061 0067 0085 0090 0113	CRC	0016	DORIC	0002
		BRAUN	0006	CROSLLEY	0000 0501 0526	DR HD	0199 0200 0201 0202 0203
		BRENDSTAR	0051	CROWN	0057 0102 0051 0041 0056 0021 0507 0526 0529 0532 0542 0567 0586 0616	DTS	0051 0056 0025 0507
		BRIGMTON	0006 0016 0039	CRYSTAL	0016 0056	DUAL	0503 0507 0523 0529 0538 0545 0553 0556 0562 0570 0571 0574 0586 0598 0599 0600 0602 0607 0643
		BRINKMANN	0057 0056			DUAL-TEC	0016 0006 0017 0018 0021 0025 0002 0057 0035 0050 0051 0056 0038 0507
		BRIONVEGA	0044 0000 0016 0035 0501 0532 0586			DUMONT	0056 0019 0000 0501 0233 0511 0512
		BRITANNIA	0006			DUNAI	0038

DURABRAND	0607 1074 1075 1108 1109 1107 0063 0056	FORMENTI	0006 0009 0016 0019 0057 0036 0038 0049 0050 0051 0058 0056 0501 0502 0526 0586	HAAZ	0607	INTERRECORD	0018
DUX	0016 0057 0586			HAIER	0057	INTERFUNK	0016 0011 0014 0046 0057 0002 0056 0501 0532 0574 0586
DVICO	0212			HALIFAX	0049 0503		
DYNAMTC	0051	FORTRESS	0000 0502 0501	HAMMERSTEIN	0049 0006 0053 0051	INTERNAL	0057 0056
DYNATRON	0000 0006 0016 0018 0025 0026 0046 0071 0073 0076 0078 0094 0097 0099 0057 0056 0105 0110 0532 0586	FRABA	0056	HAMPTON	0006	INTERTRONIC	1001
		FRAC	0057 0056	HANIMEX	0041	INTERVISION	0006 0041 0049 0051 0057 0059 0016 0058 0102 0038 0503 0233 0557
		FRONTECH	0009 0051 0017 0038 0503 0507 0538 0566	HANSEATIC	0051 0038 0062 0057 0056 0041 0063 0045 0006 0506 0507 0517 0532 0542 0586		
ECHO	0064	FS SOUND	0051	HANTAREX	0056 0078 0051 0507 0568	INTRON	0049
ECHOSTAR	0051 0056 0006	FST	0005 0006 0016 0046 0052 0057 0056	HARROW	0056	INWAH	0057
ECO LINE	0056	FUJITECH	0056 0016	HARWOOD	0057 0056	IRRADIO	0007 0016 0017 0019 0038 0041 0049 0045 0051 0063 0064 0060 0088 0058 0056 0507 0508 0532 0538 0586
EDAN LINE	0056	FUJITSU	0006 0025 0002 0035 0056 0504 0563 0582	HAUPPAGE	0057 0056		
EDISON	0061			H&B	0063 0056 0088 0509 0170 1071 0607	ISKRA	0038 0006
EI	0038 0056 0083 0102 0036	FUMEO	0002	HCM	0049 0051 0056 0057 0006 0038 0503 0507 0540 0566	ISUKAI	0041 0056 0508
ELBE	0044 0006 0039 0038 0056 0035 0087 0057 0086 0582	FUNAI	0051 0063 0095 0056 0024 0104 0049 0038 0503	HEDZON	0057 0056	ITC	0056 0006 0038
ELCIT	0000 0051 0038 0501	FUSION	0085 0063	HEIRU	0049	ITL	0051
ELECTRO TECH	0051 0507	FUTRONIC	0049	HELECTRONIC	0006 0009 0016 0019 0057 0036 0038 0049 0050 0051 0058 0056	ITS	0041 0057 0051 0006 0056 0049 0508 0532 0538 0566
ELEKTA	0038 0051 0049 0050 0016 0102 0056 0566	FUTURE	0057 0056			ITT	0009 0014 0016 0019 0024 0025 0049 0035 0056 0083 0002 0507 0521 0202
ELEMIS	0038 0056	FUTURETECH	0019 0102 0103 0038 0017 0056 0000 0016 0060 0006 0071	HEMA	0056	ITV	0016 0050 0057 0049 0507 0544 0586 0616
ELG	0057 0056			HEXA	0038	JACKTOP	0192
ELIN	0016 0051 0056 0006 0025 0009 0510 0512 0532 0586	GALA	0045	HIFIVOX	0001 0003 0002 0010 0011 0012 0013 0014 0019 0028 0031 0037 0038 0040 0061 0067 0085 0090 0113 0574	JCE	0041
ELITE	0041 0049 0056 0508 0532	GALACTEX	0006 0049			JEC	0056 0033 0034 0045 0063 0083 0584
ELMAN	0038 0006 0233	GALANT	0051	HIGASHI	0006	Jeja	0155
ELSAY	0056	GALAXI	0006 0009 0016 0019 0057 0036 0038 0049 0050 0051 0058 0056	HIGHIWA	0059 0041 0006 0056 0051	JET POINT	0056 0053
ELTA	0051 0006 0049 0056 0507	GALAXY	0529 0542	HIGHLINE	0057 0056	JINLIPU	0051
EMATEC	0009 0030 0002 0035	GALAXIS	0036 0056 0006	HIKONA	0059 0041 0006 0056 0051	Jinpin	0154
EMCO	0036 0057 0056 0038	GALERIA	0051	HILINE	0051 0056 0049	JMB	0057 0056
EMERSON	0019 0102 0103 0038 0017 0056 0000 0016 0060 0006 0071 0501 0571	GBC	0041 0038 0051 0056 0052 0050 0017 0033 0507 0517	HINARI	0049 0056 0041 0005 0051 0505 0507 0508 0517 0526 0532 0573 0586 0387	JOCEL	0056
EMGETON	0209 0210 0211	GE	0040 0060 0001	HISAWA	0056 0041 0059 0063 0508 0561 0566	JOHNSON	0006
Energy Sistem	0164 0455	GEANT CASINO	0009 0030 0002 0035	HISENSE	0009 0023 0057 0342 0342 0342	Jointek	0156
ENGEL	0038	GEC	0002 0006 0068 0009 0052 0112 0032 0056 0504 0525 0532 0568 0586	HISHITO	0056 0033 0034 0045 0063 0083	JUBILEE	0057
ENIE	0056	GELOSO	0051 0041 0038 0050 0507	HISONIX	0051	JVC	0041 0055 0038 0029 0517 0532 0130 0132 0538
ENZER	0056 0064	GEMSOUND	0051 0041	HIT	0000	KAIDO	0009
ERAE	1071	GENERAL	0051 0006 0050 0016 0056 0057 0033 0025	HITACHI	0056 0006 0008 0009 0012 0013 0020 0022 0027 0030 0032 0033 0045 0080 0060 0062 0068 0069 0074 0083 0002 0057 0035 0111 0112 0504 0510 0514 0517 0522 0525 0527 0528 0529 0128 0130 0133 0542 0568 0574 0575 0148 0605 1078	KAISER	0056
ERRES	0000 0006 0016 0018 0025 0026 0046 0071 0073 0076 0078 0094 0097 0099 0057 0056 0105 0110 0586 0532	GENERAL TECHNIC	0050 0051 0507	HITSU	0041 0059 0056	KAISUI	0059 0041 0006 0056 0051 0507 0508 0566
ESC	0006 0056 0057 0616	GENESIS	0057 0056	HOHER	0056 0057 0063 0078 0083	KAMBROOK	0006 0038 0016 0058 0049
ESTELE	0038	GENEXA	0057 0041 0508 0532	HORIZONT	0000 0006 0016 0018 0025 0026 0046 0071 0073 0076 0078 0094 0097 0099 0057 0056 0105 0110	KAMOSONIC	0006
ETRON	0038 0053 0051 0056 0507	GERICOM	0078 1082 1094	HORNYPHON	0057 0056 0532	KAMP	0006 0009 0016 0019 0057 0036 0038 0049 0050 0051 0058 0056
EULANDER	0044 0006 0039 0038 0056 0035 0087 0057 0086	GIANT	0006 0016 0064 0051	HOSHAI	0041 0056 0508	KANGSLEY	0006 0009 0016 0019 0057 0036 0038 0049 0050 0051 0058 0056
EUROCOM	0038	GITEM	0040 0056 0016	HOSPITALIERE	0056	KAOSHO	0004 0006 0007 0008 0036 0045 0049 0051 0052 0053 0056 0058 0059 0060 0070 0016 0077 0057 0102 0103 0115 0118
EURO-FEEL	0503	GM - GMC	0051 0056 0049	HOWELL	0056	KAPSCHE	0009 0014 0016 0019 0024 0025 0049 0035 0056 0083 0002 0582
EUROLINE	0056 0057 0403	GOLDEN INTERSTAR	0205	HPC	0152	KARCHER	0039 0051 0006 0016 0056 0057 0505 0510 0586
EUROMAN	0016 0049 0056 0006 0503 0532	GOLDFUNK	0012	HUANJU	0562	KATHREIN	0056 0208
EUROPA	0057 0056	GOLDHAND	0051 0006	HYPER	0006 0017 0041 0049 0051 0056 0085 0038 0507	KAWA	0041
EUROPHON	0006 0038 0532 0568	GOLDSTAR	0007 0008 0009 0016 0006 0017 0021 0023 0025 0002 0036 0043 0042 0057 0051 0053 0063 0064 0065 0060 0088 0089 0056 0097 0058 0098 0038 0116 0117 0507 0532 0543 0549 0586 0624	HYPSON	0021 0059 0063 0057 0056 0503 0532 0566 0586	KAWASHO	0006 0009 0016 0019 0057 0036 0038 0049 0050 0051 0058 0056
EUROSTATUS	0056			HYUNDAI	0086 1076	KAYA	0051 0049
EUROVISION	0083	GORENJE	0102 0103 0056 0083 0001 0542	I. V.	0056	KEN	0071
EUSTON	0193 0194 0195 0196 0197 0198	GPM	0049 0041 0051 0508	IBERIA	0056	KENDO	0001 0035 0038 0044 0058 0051 0056 0233 0518 0616
EVELUX	0056	GRADIENTE	0055	ICE	0041 0016 0006 0057 0056 0051 0049 0503 0507 0508 0532 0538	KENNEDY	0035 0002 0025 0582
EXCEL	0057 0056	GRAETZ	0009 0014 0016 0019 0024 0025 0049 0035 0056 0083 0002	ICS	0041 0006 0049	KENNEX	0057 0056 0083 0063
EXPERT	0025 0582			IEG	0006	KERION	0056
EXQUISIT	0057 0056	GRANADA	0009 0014 0016 0019 0024 0025 0049 0035 0056 0083 0002 0504 0505 0510 0517 0521 0524 0526 0532 0534 0537 0568 0571 0586	IMC	0056	KEYMAT	0091 0057
FAGOR	0056	GRANDIN	0087 0059 0021 0038 0041 0057 0081 0078 0063 0056 0507 0508 0566 0586 0616 0006 0009 0016 0019 0057 0512 0526 0532 0558 0568 0582 0585 0586	IMPER	0049 0051 0016 0041	KEYSMART	0056
FAIRMOST	0051			IMPERIAL	0057 0036 0051 0056 0038 0526 0529 0532 0542	KIC	0006 0039
FAIRTEC	0181			INCOBE	0006 0051	KIMAY	0049
FALCON	0051			INDESIT	0515	KING TV	0509
FAMILY LIFE	0057 0056			INDIANA	0056 0532 0586	KINGDHOME	0056
FELIX	0041 0049 0056			INGERSOLL	0051 0056 0507	KIOTHA	0051 0049 0059
FENNER	0051 0056 0057 0059 0050 0016 0507 0562			INNO HIT	0006 0007 0016 0057 0036 0041 0045 0049 0051 0052 0056 0083 0504 0507 0508 0532 0549 0568 0586 0616	KITON	0057 0056
FERGUSON	0001 0037 0039 0040 0046 0056 0049 0531 0533 0559 0571 0583 0586					KITT	0006 0049 0056
FIDELITY	0006 0045 0051 0056 0041 0538 0540 0550					KITTEN	0056 0016
FILSAI	0051 0006					KIYOGIN	0006 0039 0038
FINLANDIA	0009 0505 0558					KLARMAX	0039 0044 0057 0056 0050 0588
FINLUX	0019 0020 0038 0044 0051 0052 0056 0063 0057 0035 0501 0504 0233 0510 0511 0512 0526 0532 0558 0568 0582 0585 0586					KNEISSEL	0006
FIRST LINE	0039 0051 0050 0087 0016 0046 0052 0006 0057 0035 0056 0063 0038 0085 0507 0532					KOBALTRONIC	0058 0038
FISHER	0018 0006 0033 0024 0000 0102 0103 0501 0505 0512 0517 0519 0524 0542					KOBIC	0051
FLINT	0056 0059 0532 0561					KOLSTER	0039 0098 0056 0049 0041 0006 0038 0532
FLORIDA	0006					KONG WAM	0059 0041 0006 0056 0051
FORGESTONE	0001 0037 0039 0040 0046 0056 0049					KONICHI	0051

KONKA	0056 0057 0023 0041 0508 0529 0538 0163	MANESTH	0056 0002 0006 0057 0049 0503 0518 0532 0586	MURPHY	0586 0002 0038 0009 0512	ORBISAT	0006 0056 0532		
KONTAKT	0061	MANHATTAN	0051 0056	MUSIKLAND	0057 0056	ORBIT	0051		
KORPEL	0057 0056 0532 0586	MARANTZ	0056 0532 0586	MYRYAD	0057 0056	ORIENT	0005 0041 0049 0051 0059 0063 0056 0021 0057 0016 0038 0056		
KORTING	0501	MARECH	0056	NAD	0060	ORLINE	0057 0056		
KOSMOS	0057 0056	MARELLI	0501	NAGOYA	0038	ORMOND	0056		
KOTRON	0049 0051 0038	MARK	0050 0056 0532 0586	NAIKO	0057 0056	OSAKI	0016 0056 0006 0041 0503 0504 0508 0540		
KOYODA	0507	MARSHALL	0051 0041	NAKAMURA	0057 0056	OSIO	0007 0056 0041		
KRAKING	0038	MASCOM	0056	NAONIS	0025 0002 0033 0040 0044 0035 0056 0057	OSO	0041 0508		
KRIESLER	0000 0006 0016 0018 0025 0026 0046 0071 0073 0076 0078 0094 0097 0099 0057 0056 0105 0110	MASUDA	0041 0049 0056	NARRITA	0060 0050 0049 0006	OSUME	0057 0504 0519		
KRONNE	0006 0038	MATCH ITALIA	0051 0056 0049	NASSA NAGEL	0038	OTF	0038 0016		
KTV	0056	MATSUI	0061 0051 0006 0005 0016 0056 0049 0503 0504 0507 0517 0518 0520 0532 0538 0547 0561 0568 0577 0584 0586 0587 0590	NATIONAL	0047 0537	OTHER LINE	0006 0056		
KUBA ELECTRONIC	0018 0009 0038 0006	MATSUKA	0006 0049	NEC	0024 0051 0005 0054 0082 0072 0057 0039 0059 0050 0062 0056 0517 0536 0591 0183	OTTO VERSAND	0006 0009 0016 0017 0018 0026 0030 0032 0033 0038 0040 0045 0047 0048 0051 0054 0057 0056 0101 0106 0502 0517 0532 0559 0566 0567 0574 0586		
KURO	0000 0056 0006 0024 0033 0036 0052 0083 0102 0103 0567	MAXAM	0051 0049	NECKERMANN	0000 0009 0016 0018 0026 0029 0030 0036 0038 0044 0051 0057 0056 0051 0532 0542 0586	OVP	0056		
KYOTO	0038	MAXDORF	0049 0064	NEI	0038 0041 0056 0532 0538 0586 0561	PACIFIC	0056		
L&S ELEKTRONIK	0063	MAXELL	0051	NEOVIA	0056 0088 0078 0077 0086	PACKARD BELL	0597		
LAVA	0056	MAXIMAL	0038	NESCO	0017 0052 0035	PAEL	0006 0014		
LAZER	0056	MAXON	0051	NETSAT	0057 0056	PALLADIUM	0000 0009 0026 0036 0044 0051 0057 0056 0542		
LEADER	0051	MAXWELL	0056	NEUFUNK	0056	PALSONIK	0049 0006 0046 0041 0051		
LECGSON	0057 0056	MB LINE	0049	NEW GOLDVISION	0049 0051 0006 0056 0016 0063	PANAMA	0006 0049 0057 0056 0503 0507		
LEGENG	0051 0056 0006 0049	MCE	0051 0049 0056	NEW WORLD	0508	PANASHIBA	0051		
LENCO	0016 0051 0050 0049 0056 0507 0616	MCM	0051	NEWMAR	0000 0006 0016 0018 0025 0026 0046 0071 0073 0076 0078 0094 0097 0099 0057 0056 0105 0110 0525	NEWORLD	0059 0041 0006 0056 0051	PANASONIC	0026 0047 0075 0084 0002 0038 0106 0107 0108 0054 0114 0537 0569 0579 0580
LENOIR	0006 0051 0050 0049 0021 0056 0507	MC MICHAEL	0000 0006 0016 0018 0025 0026 0046 0071 0073 0076 0078 0094 0097 0099 0057 0056 0105 0110 0525	NEWTECH	0006 0040 0056 0507 0532	NEXIUS	0056 0080 0057	PANAVISION	0056 0044 0049
LEVIS AUSTRIA	0057 0056	MECOA	0056	NICAMAGIC	0006 0009 0016 0019 0057 0036 0038 0049 0050 0051 0058 0056	NIKKAI	0056 0049 0006 0008 0021 0503 0504 0508 0532 0584 0586	PANAVOX	0006 0051 0056
LEXUS	0049 0056	MEDIASONIC	0056	NIKKEI	0057 0056 0049	NIKKO	0060 0056 0016	PANDA	0047
LEYCO	0056 0087 0049 0503 0504 0532 0586	MEDIATOR	0057 0056 0532 0586	NISSAN	0053	NOBLEX	0024 0050 0033 0051	PANK	0511 0517
LG	0007 0008 0009 0016 0006 0017 0021 0023 0025 0002 0036 0043 0042 0057 0051 0053 0063 0064 0065 0060 0088 0089 0056 0097 0058 0098 0038 0116 0117 0507 0532 0128 0129 0132 0134 0543 0135 0549 0565 0145 0146 0586 0624	MEDION	0057 0085 0081 0056 0503 0507 0509 0523 0529 0530 0127 0129 0538 0553 0556 0562 0571 0586 0591 0598 0599 0600 0601 0602 0603 0607 0643 0861 0174 0176 0182 1001 1073	NIKKEI	0057 0056 0049	NOBLIKO	0006 0019 0233 0526	PANORAMA	0006 0041 0051
LIESENK	0586	MEGATRON	0060	NIKKEI	0057 0056 0049	NOGAMATIC	0001 0003 0002 0010 0011 0012 0013 0014 0019 0028 0031 0037 0038 0040 0061 0067 0085 0090 0113 0574	PANORAMIC	0011
LIFE	0051 0085 0503 0507 0538 0553 0556 0559 0562 0586 0643	MEGAVISION	0051	NISSAN	0053	NOKIA	0056 0049 0083 0035 0521 0147	PATHE CINEMA	0542 0006 0039 0038
LIFETEC	0050 0057 0056 0051 0049 0041 0063 0503 0507 0509 0523 0529 0530 0127 0129 0538 0135 0553 0556 0562 0571 0586 0591 0598 0599 0600 0601 0602 0603 0607 0643 1001 1073	MEGHA	0056	NOBLEX	0024 0050 0033 0051	NORDLAND	0038	PATHE MARCONI	0527 0528 0570 0574 0001 0003 0002 0010 0011 0012 0013 0014 0019 0028 0031 0037 0038 0040 0061 0067 0085 0090 0113
LIGTHSTAR	0059 0041 0006 0056 0051	Mein	0157 0158 0342	NOBLIKO	0006 0019 0233 0526	NORDMENDE	0002 0010 0011 0012 0013 0037 0040 0063 0067 0056 0083 0057 0085 0501 0515 0527 0528 0532 0559 0570 0571 0574 0172	PAUSA	0051 0507
LINTON	0018	MELBOX	0000 0014 0016 0039 0057 0038	NOGAMATIC	0001 0003 0002 0010 0011 0012 0013 0014 0019 0028 0031 0037 0038 0040 0061 0067 0085 0090 0113 0574	NORDTON	0025 0002 0033 0040 0044 0035 0056 0057	PCM	0056
LLOYD'S	0051 0002 0019 0014 0006 0049	MELELECTRONIC	0018 0019 0020 0031 0044 0050 0051 0056 0098 0057 0035 0507 0510 0512 0532 0538 0557 0558 0562 0574 0586	NOKIA	0056 0049 0083 0035 0521 0147	NORDVISION	0586	PEACOCK	0006 0016
LME	0006 0039 0038	MEMOREX	0049 0507 1017	NORDLAND	0038	NORDWAY	0102	PERDIO	0056 0504
LOEWE	0000 0043 0056 0065 0501 0532 0551 0586 0177	MEMPHIS	0049 0006 0051 0504 0507	NORDMENDE	0002 0010 0011 0012 0013 0037 0040 0063 0067 0056 0083 0057 0085 0501 0515 0527 0528 0532 0559 0570 0571 0574 0172	NOVA	0057 0056	PERFEKT	0056
LOGIK	0053 0056 0520	MERCURY	0049 0006 0053 0051 0059 0016 0056 0039	NOVAK	0057 0056	NORMEREL	0057	PERSHIN	0014
LOVE	0044 0006 0039 0038 0056 0035 0087 0057 0086	METZ	0000 0015 0016 0026 0056 0501 0579 0580	NOVATRONIC	0051 0016 0049 0056 0050 0057	NORTEK	0056 0021	PHILARMONIC	0006
LTV	0009 0030 0002 0035	MGA	0049 0041 0050 0056 0060	NUCLEAR	0057 0046 0056 0009	NORTON	0051	PHILBIX	0038 0051 0056
LUMA	0050 0006 0051 0056 0057 0035 0044 0002 0025 0582 0586	MGAON	0049	NU-TEC	0064	NORWAY	0102	PHILCO	0000 0024 0036 0051 0056 0038 0501 0526 0529
LUMATRON	0056 0503 0532 0540 0556 0582 0586 0616	MICROMAXX	0044 0056 0057 0503 0507 0509 0523 0529 0530 0538 0553 0556 0562 0571 0586 0591 0598 0599 0600 0601 0602 0603 0607 0643 0993 1073	NUCLEAR	0057 0046 0056 0009	NOVAK	0057 0056	PHILIPS	0000 0006 0016 0018 0025 0026 0046 0071 0073 0076 0078 0094 0097 0099 0057 0056 0105 0110 0501 0513 0525 0526 0532 0542 0545 0559 0562 0586 0674 0124 0125 0126 0128 0132 0143 1094
LUX MAY	0057 0056 0532	MICRON	0006	O GENERAL	0051 0024	NOVATRONIC	0051 0016 0049 0056 0050 0057	PHOCUS	1094
LUXOR	0002 0007 0008 0009 0006 0020 0057 0030 0035 0529 0549	MICROSTAR	0503 0507 0509 0523 0529 0530 0538 0553 0556 0562 0571 0586 0591 0598 0599 0600 0601 0602 0603 0607 0635 0643 1001 1073	OCEANIC	0009 0030 0002 0035 1110	NUCLEAR	0057 0046 0056 0009	PHONOLA	0000 0006 0016 0018 0025 0026 0046 0071 0073 0076 0078 0094 0097 0099 0057 0056 0105 0110 0501 0513 0525 0526 0532 0542 0545 0559 0562 0586 0674 0124 0125 0126 0128 0132 0143 1094
LXI	0060	MICROS ELECTR	0044	OCTAL	0006	NU-TEC	0064	PIONEER	0057 0092 0093 0013 0046 0532 0132 0133 0574 0576 0586
LYOTRON	0007 0008 0009 0016 0006 0017 0021 0023 0025 0002 0036 0043 0042 0057 0051 0053 0063 0064 0065 0060 0088 0089 0056 0097 0058 0098 0038 0116 0117	MINATO	0057 0056	OCTAN	0000 0006 0016 0018 0025 0026 0046 0071 0073 0076 0078 0094 0097 0099 0057 0056 0105 0110	ODEON	0051 0049 0016 0056	PLANTRON	0051 0056 0049 0503 0532
MADISON	0056 0057	MINERVA	0014 0015 0026 0044 0061 0091 0086 0100 0101 0109 0511	ONCEAS	0051 0006	OKANO	0051 0036 0046 0056 0542	PLASMATECH	0078
MAGAVOX	0000 0006 0016 0018 0025 0026 0046 0071 0073 0076 0078 0094 0097 0099 0057 0056 0105 0110	MINERVA FRANCE	0061	ONDIOLA	0056	OLMAL	0039 0056 0041 0049 0017 0038	PLAYDOR	0049
MAGNADYNE	0000 0051 0038 0501 0233 0568 0586	MINOKA	0057 0056 0532	ONIDA	0046	OLYMPIA	0083	PLAYSONIC	0006 0039 0000 0056
MAGNAFON	0006 0056 0038 0233 0526 0568	MISTRAL	0001 0037 0039 0040 0046 0056 0049	ONIEL	0051	OLYMPIC	0051	POLYTRON	0056
MAGNASONIC	0016	MITSUBISHI	0000 0056 0005 0015 0024 0033 0038 0050 0051 0060 0057 0109 0501 0517 0520 0532 0534 0551	ONWA	0041 0049 0539	OMEGA	0049 0041	POP	0049 0013
MAGNAVOX	0057 0016	MIVAR	0006 0007 0526 0535 0542 0549 0568	OPERA	0057 0056	ONCEAS	0051 0006	POPPY	0051 0507
MAGNEX	0056 0049	MOBILE TV	0056	ORAVA	0038 0000 0056	ONDIOLA	0056	PORTLAND	0057 0056 0050 0616
MAGNUM	0503 0507 0538 0553 0556 0559 0562 0586 0643 0021 0051 0057	MOTION	0025 0056 0018 0057 0009 0526	OLYMPIA	0083	ONIDA	0046	POWERPOINT	0057 0056
MANDI	0057	MTC	0009 0102 0045 0038	OLYMPIC	0051	ONWA	0041 0049 0539	PRANDONI-PRINCE	0568 0057 0046 0056 0009
MANDOR	0049 0503	MTLOGIC	0546 1092	OMEGA	0049 0041	OPENBOX	0204	PRECISION	0006
		MULTISYSTEM	0586	ONCEAS	0051 0006	OPERA	0057 0056	PREMIER	0049
		MULTITECH	0051 0063 0021 0006 0041 0024 0017 0030 0049 0098 0050 0057 0038 0102 0056 0507 0233 0517 0526 0527	ONDIOLA	0056	ORAVA	0038 0000 0056	PRIMA	0006 0049 0507
				ONIDA	0046			PRINCESS	0057 0051
				ONIEL	0051			PRINSTON	0021
				ONWA	0041 0049 0539			PRINZ	0529
				OPENBOX	0204			PRO2	0503 0507 0509 0523 0529 0530 0538 0553 0556 0562 0571 0586 0591 0598 0599 0600 0601 0602 0603 0607 0643 1001 1073

PROCYON	0000 0006 0016 0018 0025 0026 0046 0071 0073 0076 0078 0094 0097 0099 0057 0056 0105 0110	SABA	0001 0003 0010 0011 0012 0013 0016 0028 0031 0037 0040 0056 0063 0002 0501 0527 0528 0559 0568 0570 0571 0574 0616	SHNIED	0049	SUNWATT	0016
PROFESSOR	0016			SHOV	0051 0049 0056 0006	SUNWOOD	0056 0051 0507 0532
PROFEX	0051 0038 0507 0526	SAINEL	0038	SIAREM	0000 0501 0233 0568	SUPERLA	0038
PROFILINE	0056	SAISHO	0009 0006 0005 0050 0039 0016 0049 0041 0503 0507 0518 0568	SICANTIC	0002 0007 0008 0009 0006 0020 0057 0030 0035	SUPERSONIC	0059 0056 0051 0049
PROFILO	0016 0056			SICE	0101	SUPERTECH	0051 0056 0041 0087
PROFITRONIC	0532 0057 0056	SAITO	0009 0030 0002 0035	SIDEC	0038	SUPERTONE	0006 0039 0038
PROLINE	0044 0062 0052 0038 0057 0056 0504 0532	SAIVOD	0057 0056	SIEL	0038	SUPRA	0051 0050 0049 0060 0006 0507
PROSONIC	0056 0509 0538 0556 0586 0616	SAKAI	0006	SIEMENS	0015 0026 0056 0101 0519	SUPREME	0019
PROTECH	0006 0016 0038 0049 0051 0057 0056 0503 0507 0233 0532 0561 0586	SAKIO	0051 0050 0049	SIENWAY	0566	SUSUMU	0508
PROTON	0060	SAKURA	0051	SIERA	0532 0057 0056	SUTRON	0051 0507
PROVIEW	0182	SALORA	0002 0007 0008 0009 0020 0057 0030 0056 0038 0035 0521 0529 0549 0556 0567	SIESTA	0102 0016	SWA	0064
PROVISION	0051 0056 0057 0050 0049 0509 0586	SAMBERS	0039 0233 0526 0568 0586	SILVA	0024 0051 0006 0046 0049 0056	SYC LINE	0006 0051
PYE	0000 0006 0016 0018 0025 0026 0046 0071 0073 0076 0078 0094 0097 0099 0057 0056 0105 0110 0532 0538 0586	SAMPO	0016	SILVER	0024 0041 0056 0057 0049 0517	SYDNEY	0006
		SAMSUNG	0004 0006 0007 0008 0036 0045 0049 0051 0052 0053 0056 0058	SIMATEC	0005 0041 0049 0051 0059 0063 0056 0021 0057	SYSLINE	0057 0056 0586
			0059 0060 0070 0016 0077 0057 0102 0103 0115 0118 0119 0503	SIMTEL	0016 0041 0049 0018	SYTEL	0038 0051 0056
			0504 0507 0520 0532 0127 0128 0129 0131 0132 0134 0542 0135	SINGER	0051 0000 0056 0006 0016 0057 0501 0233 0607	TADISTAR	0041
PYGMY	0000			SINOTECH	0049 0064 0021	TAISHO	0038
PYMI	0507			SINUDYNE	0000 0035 0041 0044 0051 0056 0057 0501 0233 0509 0518 0586	TAKARA	0056
QUADRIGA	0057			SKANTIC	0002 0007 0008 0009 0006 0020 0057 0030 0035	TALITA	0000 0014 0016 0039 0057 0038
QUADRO	0056 0083			SKAY	0057 0056	TANDBERG	0000 0011 0012 0044 0035 0582
QUALCRAFT	0041			SKY LINE	0021 0006	TANDY	0009 0006 0041 0502 0504 0508
QUASAR	0019 0078 0039	SAND	0057	SKYMASTER	0510	TARGA	0591 1071 1072 1081
QUEENFIDELITY	0006 0016 0050 0051 0052 0055 0056 0062 0063 0079 0081 0086 0087 0096 0057	SANDOR	0009 0030 0002 0035	SKYWORTH	0607 0160	TASHIKO	0517 0525 0536
		SANDRA	0507 0006	SLAVA	0006	TASTER	0016 0049 0041
QUELLE	0005 0007 0009 0012 0014 0015 0016 0006 0017 0019 0020 0024 0026 0028 0029 0033 0038 0040 0044 0045 0046 0047 0049 0051 0052 0054 0035 0057 0056 0100 0101 0102 0103 0105 0503 0510 0511 0512 0520 0532 0572 0586	SANSUI	0083 0051 0059 0057 0049 0063 0024 0056 0532 1017	SLIDING	0056 0078 0087 0057 0081	TATUNG	0006 0016 0052 0005 0040 0056 0504 0532 0568 0586
		SANWA	0000 0056 0006 0024 0033 0036 0052 0083 0102 0103	SMARAGD	0061	TAUTO	0056
		SANYO	0000 0056 0006 0024 0033 0036 0052 0083 0102 0103 0504 0505 0510 0512 0517 0519 0520 0521 0524 0526 0128 0130 0131 0542 0138 0571	SMR	0056	TCL	0064
QUESTA	0517 0033 0024			SOLAVOX	0008 0038 0548	TCM	0057 0503 0507 0529 0538 0553 0556 0562 0571 0586 0591 0598 0599 0600 0601 0602 0603 0607 0643 0180 1121 1073 1080
R. LINE	0057 0056 0532 0586	SAR	0009 0056 0006	SOMBER	0000 0014 0016 0039 0057 0038	TDA	0063
RADIALVA	0056 0050 0057	SATUM	0050 0051 0056 0036 0019 0057 0056	SONICX	0056	TEAC/TEAK	0097 0059 0064 0035 0051 0016 0056
RADIOLA	0000 0006 0016 0018 0025 0026 0046 0071 0073 0076 0078 0094 0097 0099 0057 0056 0105 0110 0532 0586	SAVVILLE	0005 0041 0049 0051 0059 0063 0056 0021 0057	SONIKO	0057 0056	TEC	0016 0006 0017 0018 0021 0025 0002 0057 0035 0050 0051 0056 0038 0507
RADIOMARELLI	0501 0568 0000 0051 0038 0016 0056	SBR	0000 0006 0016 0018 0025 0026 0046 0071 0073 0076 0078 0094 0097 0099 0057 0056 0105 0110 0525 0586	SONITRON	0006 0000 0505 0521	TECCO	0011 0006 0051
RADIONETTE	0002 0510 0512			SONNECLAIR	0057 0056	TECHLINE	0056 0057
RADIOSHACK	0060 0057 0056	SCHAUB LORENZ	0016 0030 0036 0049 0050 0051 0053 0035 0080 0088 0063 0002 0056 0169 0170 0171 0509 0550 1071	SONOKO	0049 0051 0006 0056 0016 0063 0503 0507 0532 0586 0616	TECHNEMA	0006 0009 0016 0019 0057 0036 0038 0049 0050 0051 0058 0056
RADIOTONE	0051 0016 0049 0056 0057 0036 0506 0532			SONOLOR	0505	TECHNICAL	0056
RANK	0002 0044 0038			SONORO	0051 0049 0016 0056	TECHNICS	0051 0054 0047
RBM	0511			SONTEC	0051 0102 0056 0017 0532 0586	TECHNIKA	0041 0051
RCA	0521			SONY	0005 0024 0056 0077 0029 0105 0504 0507 0517 0519 0520 0129 0130 0131 0136 0555 0571 0149 0421	TECHNILAND	0046
REALISTIC	0060			SOUND COLOR	0057 0049 0056 0063 0021	TECHNISAT	0057 0056
RECOR	0056 0057			SOUND DESIGN	0060	TECHNISSON	0063
RED STAR	0056			SOUND&VISION	0056 0041 0508 0233	TECHNOL	0051 0050 0006 0056 0059 0049
REDDER	0039 0033	Scope	0000 0006 0016 0017 0018 0021 0025 0026 0035 0038 0041 0046 0051 0056 0057 0059 0071 0073 0076 0078 0083 0094 0097 0099 0105 0110 0508 0532 0538 0574 0586 0616	SOUNDMASTER	0051	TECHWOOD	0056 0083
REDIFFUSION	0002	SCOTLAND	0006 0009 0016 0019 0057 0036 0038 0049 0050 0051 0058 0056	SOUNDWAVE	0049 0056 0532 0694	TECNIMAGEN	0057
REDO	0051 0050			SOUTHERN CROSS	0098	TECNISON	0016 0006 0051
REDPOINT	0061			SOWTECH	0102	TECO	0035 0041 0049 0051 0056 0083 0057 0111
REFLEX	0056 0057	SCOTT	0060 0071	SPARKLE	0056	TEDELEX	0038 0051 0016 0046 0006 0064 0056
REGENTE	0051	SEARS	0000 0056 0006 0024 0033 0036 0052 0083 0102 0103	SPECTRA	0049 0056 0050	TEINEL SA	0038
RELISYS	0078	SEAWAY	0056	SPECTRUM	0060	TEKNANT	0056 0051
RENDER	0081 0056	SEDIP	0006 0039 0038	SPORT GENEXXA	0006 0009 0016 0019 0057 0036 0038 0049 0050 0051	TEKNIKA	0098
REVOX	0057 0056 0532 0586	SEELVER	0057 0056	SSANGYONG	0058 0056	TEKON	0053 0051
REX	0025 0002 0033 0040 0044 0035 0056 0057 0503 0582	SEG	0016 0006 0057 0041 0049 0051 0056 0083 0038 0503 0507 0233 0517 0526 0586			TELEAVIA	0001 0003 0002 0010 0011 0012 0013 0014 0019 0028 0031 0037 0038 0040 0061 0067 0085 0090 0113 0527 0559 0570 0574
RFT	0041 0057 0040 0051 0000 0048 0501 0506	SEI	0000 0035 0041 0044 0051 0056 0057	SSS	0051 0063 0095 0056 0024 0104 0049 0038	TELECHROM	0056
RHINEX	0064			STAG	0059 0041 0006 0056 0051	TELECOR	0057 0056
RICONH	0057 0056	SEI SINUDYNE	0501 0233 0568	STANDARD	0051 0006 0041 0056 0016 0507 0508 0532 0616	TELEFAX	0051
RITZ	0038	SEIGA	0000 0056 0005 0015 0024 0033 0038 0050 0051 0060 0057 0109	STAR	0056	TELEFUNKEN	0001 0011 0012 0013 0016 0021 0028 0037 0040 0057 0056 0531 0532 0533 0132 0133 0552 0554 0559 0570 0571 0574 0583 0594
RM 2000	0056			STARLIGHT	0586	TELEFUSION	0057 0056
ROADSTAR	0087 0051 0021 0057 0063 0083 0041 0056 0085 0503 0507 0508 0616	SEIKO	0050	STARLINE	0056	TELEGAZI	0057 0056
		SELECO	0025 0002 0033 0040 0044 0035 0056 0057 0517 0582	STARLITE	0049 0051 0016	TELEKTRON	0051
ROBOTRON	0501 0000			STARLUX	0051 0056 0006	TELEMASTER	0056
RODEX	0057 0056	SELECT	0056	START	0056	TELEMEISTER	0057
ROSITA	0051	SENCORA	0051 0507	STASSFURT	0041 0057 0040 0051 0000 0048	TELEOPTA	0051
ROSNER	0006	SENDAY	0056			TELEPAC	0051
ROWA	0051 0056 0006 0049	SENTRA	0041 0034 0584	STERLING	0057 0056	TELEPOINT	0056
ROWSONIC	0006	SET	0056	STERN	0025 0002 0033 0040 0044 0035 0056 0057 0582	TELESONIC	0056
ROYAL	0051 0049 0041 0056 0006 0021	SETRON	0051	STRATO	0057 0056 0049	TELESTAR	0051 0049 0016 0046 0056
		SHARP	0006 0024 0033 0048 0502 0517 0519 0130 0137 0147 0592	STT SONIG	0016	TELESYSTEM	0056 0057
RTF	0501			STVI	0038 0006	TELETech	0056 0051 0057 0507 0561 0586
RUEFACH	0016 0051 0050 0049 0056	SHINTOSHI	0056 0057	SUNIC LINE	0056	TELETON	0006 0025 0002 0009 0024 0582
RUKOPIR	0057 0056	SHIVAKI	0048 0057 0056 0038 0016	SUNKAI	0056 0061 0507	TELEVIEW	0057 0056
		SHIWAN	0059 0041 0006 0056 0051	SUNSTAR	0049 0051 0056	TELRA	0016 0056

TEMPEST	0057 0056 0006 0051 0041	VEXA	0051 0006 0056 0507 0586	COBY	1084	BAZE	0687
TENNESSEE	0057 0056	VICEROY	0006 0049	CYBERMAXX	1002 1046 1100	BEKO	1094
TENSAI	0006 0016 0041 0046 0050	VICTOR	0517 0532	CYTRON	1002 1046 1100	BLACK DIAMOND	0680
0051 0057 0058 0056 0038 0508 0512 0532		VIDECON	0016	DENVER	1084	BLAUPUNKT	0704
TENSON	0051	VIDEO SYSTEM	0532	ELTAX	1084	BLU RAY	0451 0440
TESLA	0000 0038 0016 0056 0041	VIDEOCON	0179	EMERSON	1088	BLUE NOVA	
0039 0057		VIDEOL OGIQUE	0508	GO-VIDEO	0703 1090 1091	INTERNATIONAL	1084
TESLA SLOW	0000 0038 0016 0056 0041	VIDEOL OGIQUE	0508	HB	1110	BLUE SKY	0680 0687
0039 0057		VIDEOL OGIQUE	0508	HITACHI	0705	BOMAN	0681 1001
TESMET	0532	VIDEOMAC	0006 0049	ILO	1046	BRANDT	0689 0690
TETRA	0038	VIDEON	0056	JVC	1089	BRITANIA	0450
TEVION	0057 0063 0056 0532	VIDEOSAT	0017	LIFETEC	1002 1046 1100	BROKSONIC	1017 1053
TEXET	0006	VIDEOSYSTEM	0056 0057	LITEON	1046 1090	BUSH	0680 0686 0701 0702 0704
TF	0185 0186 0187 0188 0123	VIDEOTON	0056 0006 0016 0030 0046	LUMATRON	1084	CONTEL	1001
0189 0402 0482		VIDEOTON	0083 0057 0038	MAGNAVOX	1060 1061	CAMBRIDGE	0697
THOMAS	0059	VIDESON	0038	MEDION	1002 1046 1100	CELESTIAL	0687
THOMSON	0001 0003 0002 0010 0011	VIDIKRON	0051	MICROMAXX	1002 1046 1100	CENTREX	0687
	0012 0013 0014 0019 0028	VIDION	0051	MICROSTAR	1002 1046 1100	CENTRIOS	1023 1041 1042
	0031 0037 0038 0040 0061	VIDITAL	0049	MUSTEK	0703	CENTRON	1023
	0067 0085 0090 0113 0527	VISIOLA	0006 0039 0038	OCEANIC	1110	CENTRUM	0680 1019 1020
	0528 0531 0532 0533 0552	VISION	0532 0056 0051 0057 0049	PACKARD BELL	1029 1085	CINETEC	0680
	0559 0570 0571 0574 0583	VISION MAGIC	0081	PHILIPS	1060 1061 1124 1105	CLASSIC	0703
	0589 0591 0616 0173 0166	VISOREX	0550	PHOCUS	1093	CLATRONIC	0687 1001
	0167	VISTA	0001 0037 0039 0040 0046	PRO2	1002 1046 1100	COBY	0669 0687 1013 1035 1036
THORN	0001 0037 0039 0040 0046	VIVAX LCD	1180 1181 1182	PROVISION	1084	CONTEL	0442
	0056 0049 0504 0512 0534	VIVAX	1183 1184 1185	SAMPO	1084	CRITERION	0677
	0559 0571 0584 0586	VIZIO	0213	SCHAUB LORENZ	1110	CROWN	0702
TIME	0056	VORTEC	0023 0057 0056 0532 0586	SHARP	1087	CURTIS	1036 1038
TMK	0060	VOXSON	0000 0019 0049 0501 0526	SONY	1066 1067 1068	CYBERCOM	0667 0671 0673 0674 0676
TOBISHI	0041 0051 0053 0006 0049	VSM	0031	TANGENT	1084	0677 0682 0686 0688 0695	
TOBO	0049 0051	WALKIE	0044 0025	TARGA	1046 1118	1023 1021	
TOKAI	0051 0049 0057 0056 0504	WALKVISION	0056	TELEDEVICE	1084	CYBERHOME	1065 1101
	0532	WALTHAM	0056 0006 0016 0030 0046	TEVION	0999 1002 1046 1095 1100	CYBERLINK	1116
TOKIWA	0051 0049 0057 0056	0083 0057 0038	0083 0057 0038	THOMSON	0689	CYBERMAXX	0667 0671 0673 0674 0675
TOKO	0056	WATSON	0016 0057 0041 0049 0051	TINY	1084	0676 0677 0682 0686 0688	
TOKYO	0053	0056 0532 0132 0586	0056 0532 0132 0586	TOSHIBA	0690 1057 1117	0695 1000 1001 1002 1003	
TOMASHI	0059 0041 0006 0056 0051	WATT RADIO	0036 0006 0056 0051 0102	TRANS-CONTINENTS	1084	1004 1005 1006 1007 1008	
	0566	0233	0233	YAMAHA	1060 1061	1009 1021 1023 1046 1120	
TOMITA	0006	WEBER	0051 0017 0041 0049			1096 1097 1098 1099 1100	
TOP VISION	0038 0056	WEGA	0501 0517			CYBERVISION	0446
TOPSHOW	0064 0049	WEGA VISION	0024 0000			CYTRON	0667 0671 0673 0674 0675
TORRE	0001 0003 0002 0010 0011	WEGAVOX	0051 0046 0049 0057 0021			0676 0677 0682 0686 0688	
	0012 0013 0014 0019 0028	0056	0056			0695 1000 1001 1002 1003	
	0031 0037 0038 0040 0061	WELLINGTON	0056			1004 1005 1006 1007 1008	
	0067 0085 0090 0113	WELLTECH	0063			1009 1021 1023 1046 1120	
TOSHIBA	0056 0033 0034 0045 0063	WELTBLOCK	0532 0586 0057 0056 0087			1096 1097 1098 1099 1100	
	0083 0511 0517 0130 0541	WESTON	0057			DAEWOO	0683 0684 0685 0700
	0136 0139 0564 0141 0142	WESTWOOD	0056 0057			DANSAI	0681
	0144 0584 0593 1017	WHARFEDALE	0057			DCE	0686
TOWADA	0038	WHITE	0233 0526 0586 0006 0009			DENON	0455
TRANS CONT.	0087 0057 0078 0056	WESTINGHOUSE	0019 0025 0036 0044 0049			DENVER	0701 1001 1084
TRANSONIC	0097 0049 0056	0051 0057 0056 0103 0038	0051 0057 0056 0103 0038			DENZEL	0709
TREVI	0024 0051 0038	WILSON	0056			DESAY	1045
TRIAD	0057 0039 0056 0016	WINDSOR	0056			DIGIFRAME	1027
TRIDENT	0006	WINDSTAR	0001 0037 0039 0040 0046			DIGIHOME	0680
TRILUX	0057	0056 0049	0056 0049			DIGITOR	0702
TRISTAR	0016 0041	WINDY SAM	0057			DIGITREX	0687
TRIUMPH	0057 0056 0541 0568	WINNER	0051			DIGIX	1049
TRIVISION	0051	WINSTON	0056			DIK	0686
TSOSHI	0059 0041 0006 0056 0051	WINTERNITZ	0051 0050			DISNEY	0674
TTR	0056	WORLD TECH	0056			DIvDo	0700
TV STAR	0038	WORLDVIEW	0056 0051 0059 0016			DIVX	1023
TVD	0056	WOV	0086			DK DIGITAL	0686
UHER	0025 0056 0018 0057 0009	XCELLENT	0056			DMTECH	0670 0681
	0526 0532 0582	XONYCS	0056			DRAGON SYSTEMS	0686
ULTRAVISION	0039	XRIPTON	0056 0057			DUAL	0667 0670 0671 0673 0675
ULTRAVOX	0050 0006 0056 0017 0032	YAKUMO	1077			0676 0677 0680 0682 0686	
	0016 0000 0501 0233 0145	YAMISHI	0051 0057 0059			0688 0695 0703 0709 1043	
UNIC RADIO	0006 0038 0102	YAMO	0041			1064	
UNIMOR	0102 0056 0025	YINHE	0175			DURABRAND	0670 0686 1108 1109 1107
UNITED	0083 0063 0102 0023 0021	YOCAN	0057			ELTA	0670 0691 0702 1001
	0056 0586	YOKO	0051 0034 0049 0006 0011			ELTAX	1084
UNITED QUICK STAR	0616	0057 0050 0017 0041 0056	0057 0050 0017 0041 0056			EMERSON	0674 0700 1088
UNITRONIC	0051	0038 0503 0507 0508 0532	0038 0503 0507 0508 0532			Energy Sistem	0428 0430 0434 0435 0436
UNIVERSUM	0005 0007 0009 0012 0014	0586	0586			ENZER	0709
	0015 0016 0006 0017 0019	YORX	0508 0041			ESA	1043
	0020 0024 0026 0028 0029	YOSHITA	0056			EUROLINE	1001
	0033 0038 0040 0044 0045	YOTAKA	0056			FARENHEIT	1047
	0046 0047 0049 0051 0052	YUMATU	0049 0051 0016			FINLUX	0681 0687
	0054 0035 0057 0056 0100	ZAMPA	0002			FINTEC	0680
	0101 0102 0103 0105 0503	ZANELA	0048			FISHER	0699
	0510 0512 0532 0542 0552	ZANUSSI	0025 0002 0033 0040 0044			FUNAI	0674
	0558 0202 0586	0035 0056 0057 0582	0035 0056 0057 0582			GO-VIDEO	0673 0681 0692 0703 1090
UNIVOX	0000 0039 0038 0057	ZOPPAS	0025 0002 0033 0040 0044			1091	
UNK	0063 0052 0038 0056	0035 0056 0057	0035 0056 0057			GE	0704
URANYA	0050 0051 0056 0036 0019					GERICOM	1094
	0039	DVR				GOLDSTAR	1056
UTAX	0006 0051	ASPIRE	1039			GOODMANS	0670 0680 0681 0702
VANGUARD	0006 0009 0051	BLUE NOVA				Gowell	0429
VASILINEC	0051	INTERNATIONAL	1084			GPX	1012
VECO	0051 0016						
VENTANA	0056						
VESTEL	0009 0038 0083 0057 0056						
	0532 0542 0548 0553 0556						
	0586 0596 0132 0214 0215						

DVD/BD

Blu-ray Disc/HD

Denon	1186		
Insignia	1187,1188,1189	DAEWOO	0683 0684 0685 0700
Integra	1190	DANSAI	0681
LG	1191	DCE	0686
Magnavox	1187	DENON	0455
Marantz	1192,1193	DENVER	0701 1001 1084
NAD	1194	DENZEL	0709
Olevia	1195	DESAY	1045
Onkyo	1190	DIGIFRAME	1027
Oppo	1196	DIGIHOME	0680
Panasonic	1197	DIGITOR	0702
Philips	1198,1199	DIGITREX	0687
Pioneer	1200,1201	DIGIX	1049
Samsung	1202	DIK	0686
Sharp	1203	DISNEY	0674
Sony	1204	DIvDo	0700
Sylvania	1187	DIVX	1023
Viore	1205	DK DIGITAL	0686
Vizio	1206	DMTECH	0670 0681
Yamaha	1207	DRAGON SYSTEMS	0686

DVD player

ACCOUSTIC SOLUTIONS	0680 0703	DURABRAND	0670 0686 1108 1109 1107
AEG	0670 1001	ELTA	0670 0691 0702 1001
AIRIS	0687	ELTAX	1084
AIWA	0698 0703	EMERSON	0674 0700 1088
AKAI	0670 0680 0694 0702 1001	Energy Sistem	0428 0430 0434 0435 0436
ALBA	0680 0681 0687 0701 0704	ENZER	0709
ALL-TEL	0670	ESA	1043
AMES	0703	EUROLINE	1001
AMSTRAD	0680	FARENHEIT	1047
AMW	1086	FINLUX	0681 0687
ANABA	1048	FINTEC	0680
ANSONIC	0686	FISHER	0699
APEX	0687 0704 0707 1018 1037	FUNAI	0674
	1106	GO-VIDEO	0673 0681 0692 0703 1090
ASPIRE	1039	1091	
AUDIOSONIC	0702 1092	GE	0704
AUDIOVOX	1031	GERICOM	1094
AXION	1031	GOLDSTAR	1056
B & K	1059	GOODMANS	0670 0680 0681 0702
BAIER	0679	Gowell	0429
		GPX	1012

DAERYUNG	0738	HUMAX	0773 0790 0360 0365 0366	PACIFIC	0757	SMART	0350 0355 0356 0357 0358
D-BOX	0355	HUTH	0723 0725 0744 0758	PALCOM	0733		0359
DECCA	0756	Hysis	0299 0300	PALLADIUM	0772	Smart	0326
DEW	0755	HYUNDAI	0774	PALTEC	0733	SME	0370 0371 0372 0373 0374
DIAMOND	0757	IMPERIAL	0818	PANASONIC	0784 0807		0375 0376 0377
DIGIALITY	0870	INNOVATION	0778 0786 0833 0834	PANDA	0784	SONY	0401 0727 0746 0822
DIGITAL BOX	0216 0217 0218 0219 0220	INTERVISION	0758	PANTECH	0837	SR	0763
	0221 0222	IRDETO	0845	PBI	1133	SRT5119 + Systec	0310
DIGITAL M SERIE	0359	ITD(Sagem)	0311 0323	PHILIPS	0397 0399 0400 0736 0754	STAR TRAK	0720
DirectBOX3	0321	ITTY/NOKIA	0753 0784 0802		0755 0772 0778 0780 0784	STARLAND	0833
DISKXPRESS	0753	JACKTOP	0192		0789 0808 0817 0822 0825	STARRING	0744
DITRISTRAD	0758	JOHANSSON	0744		0847 0854	STRONG	0378 0379 0381 0720 0722
DNT	0738	JSR	0758	PHOENIX	0755		0753 0776 0809 0818 0845
Dr.HD	0199 0200 0201 0202 0203	JVC	0772	PHONOTREND	0723 0758	Strong TNTSAT	0332
DRAKE	0814	KATHREIN	0383 0393 0739 0783 0345	PINNACLE	0879	SUNSTAR	0796
DScv	0845		0848 0856 0867 0208	PIONEER	0398 0822	TANDBERG	0846
Dti 1000 (Thomson)	0309	KOSMOS	0722 0776	Player	0325	TANDY	0722
DUAL	0730 0778 0786 0788 0820	KREISELMEYER	0739	Plug-in	0313 0327	TANTEC	0784
	0833 0834	KYOSTAR	0720	POLSAT	0846	TATUNG	0756
Dualis	0301	LASAT	0724 0820 1148	PREDKI	0744	TCM	0730 0742 0778 0786 0788
DualisBOX	0319	LENCO	0720 0776	PREMIER	0822		0820 0833 0834 0857
DualstreamBOX	0328	LENG	0744	Premier 2	0314	TECHNISAT	0386 0738 0797 0344 0822
DVICO	0212	LENNOX	0758	PREMIERE	0742 0758 0807 0822		0860
DVR01/EH-M1	0333	LG	0381 0394 0776	PREMIUMX	1129	TECHNOMATE	0741 1136
E177/SM-013	0243	Liberty	0322	PRIESNER	0745	TECHNOTREND	0348
easy 2 / Prem 3	0317 0318	LIFESAT	0382 0384 0385 0386 0387	PRO	0730 0742 0768 0778 0786	TELASAT	0870
ECHOSTAR	0759 0760 0770 0829 0830		0730 0742 0778 0786 0788		0788 0800 0820 0833 0834	TELEFUNKEN	0378 0720 0784 0820 0825
	0831 0832 0833 0870 0881		0820 0833 0834 0857	PROMAX	0784	TELEKA	0722 0739 0870
	0882	LIFETEC	0382 0384 0730 0742 0768			TELEMASTER	0724
EINHELL	0720 0723		0778 0786 0788 0800 0820	PROSAT	0723 0818	TELESTAR	0822
ELEKTA	0724		0833 0834 0857 0873 0877	PROTEK	0757	TELEVES	0784 0850 0851
			1133 1132 1125	PROVISION	0724	TELEWIRE	0758
ELLIES	0259 0260	LORRAINE	0776	QUADRAL	0723	TEVION	0382 0384 0730 0742 0768
ELTA	0720 0758	LUXOR	0802	QUELLE	0739		0778 0783 0786 0788 0800
EMANON	0720	MACAB	0846	QUIERO	0846		0857 0873 0877 1134 1133
EMGETON	0209 0210 0211	MANHATTAN	0724 0728 0758 0784 0814	RADIX	0738 0868		1132 1125
EMME ESSE	0784	MARMITEK	0871	RAINBOW	0722	TF	0185 0186 0187 0188 0123
EMTECH	1152	MASCOM	0724	REDPOINT	0734		0189 0402 0482
Energy Sistem	0264	MASPRO	0772 0783 0784 0815	RFT	0723	THOMSON	0763 0777 0784 0821 0822
ENIGMA	0358	MATSUI	0772 0825	RT8505 : ORT8800	0312		0825 0844 0846
EP SAT	0718 0784	MBOX	0742	SAB	1140 1141 1138 1139 1132	THORENS	0757
E-TEK	1134	MEDIABOX	0822	SABA	0724 0763 0782 0808 0813	THORN	0764 0781
EUROPHON	0870	MEDIASAT	0734 0822		0818 0823 0824 0825 0826	TONBURY	0745 1149
EUROSKY	0385 0388 0870	MEDION	0382 0384 0385 0730 0742	SABRE	0784	TONNA	0758 0784
EUROSTAR	0738		0768 0778 0786 0788 0800	SAGEM	0846 0876	TOPFIELD	0781 0782 0343
EUSTON	0193 0194 0195 0196 0197	METRONIC	0820 0833 0834 0857 0364	Sagem TNTSAT	0331	TouchBOX	0304 0342
0198			0873 0877 1167 1133 1132	SAKURA	0755	TPS	0342
			1125	SALORA	0785 0796	TPS PLATINUM	1164
EVA	0835 0836		0378 0379 0389 0720 0722	SAMSUNG	0378 0391 0395 0396 0720	TRIAD	0737 0776
EXATOR	0720 0722		0723 0724 0826 0852 0853		0731 0207	TRIASAT	0769
FERGUSON	0763 0764 0784 0846	METZ	0854 0868	SAT	0737	TRIAx	0739 0857
FINLANDIA	0784	MICROMAXX	0730 0742 0768 0778 0786	SATCOM	0870	Twin 2	0308
FINLUX	0766 0769 0784 0849		0788 0800 0820 0833 0834	SATEC	0784	Twinbox	0306
FINNSAT	0755 0846		0857 0873 0877 1133 1132	SATPARTNER	0720 0722 0724 0744 0776	TWINNER	0850 0851
FORCE	0800 0828	MICROSTAR	0730 0742 0768 0778 0786	SCHAUB LORENZ	1152 1141	UEC	0261 0342
FORTEC STAR	0761		0788 0800 0820 0833 0834	SCHNEIDER	0754 0786 0833 0834	UltimateBOX	0320
FOXTEL	0845		0857 0873 0877 1133 1132	SCHWAIGER	0382 0385 0386 0387 0388	UNIDEN	0799
Foxtel IQ	0256	MINERVA	0739 0772		0725 0732 0735 0740 0784	UNISAT	0755
FRACARRO	0818	MITSUBISHI	0739 0784 0825		0788 0820 0826 0827 0828	UNITOR	0744
FREEBOX	0340	MORETV	0730 0873 1167 1125		0834 0855 0867 1160 1145	UNIVERSUM	0739 0766 0772
FREECOM	0720 0776	MORGAN SYDNEY	0851	SEEMANN	0734 0738	VANTAGE	0362
FREECOM	0720 0776			SEG	0720 0744 0806 0867 0869	VARIOSTAT	0739
FTE	0729	MORGANS	0851	SELECO	0758	VESTEL	0214 0215
FUBA	0720 0733 0738 0739 0769	MULTICHOICE	0845	SEZAM 7700	0190	VIA DIGITAL	0821
	0346	MULTITEC	0833 0834	SEZAM 7900	0191	VIA SAT	0263 0821
FUNTACH	0834	MURATTO	0737 0776	SILVA	0776	VISIOSAT	0744 0758 0833 0839 0840
GALAXIS	0723 0734 0755 0758 0768	NAVEX	0744	Single	0307		0841 0842
	0800 0845 0857	NEC	0785	SKARDIN	0734 0833 1150	VIVANCO	0801 0861
GLOBECAST	1135	NEOM	0339	SKY DIGITAL	0812	VIZIO	0213
Golden Interstar	0205	NetboxHD	0330	SKY+	0812	VORTEC	0720
GOLDSTAR	0776	NEUF	0337	SKYMASTER	0120 0121 0265 0266 0267	V-TECH	0737 0789 0802
GOODING	0772	NEXTWAVE	0726		0268 0269 0270 0271 0272	WEVASAT	0784
GOODMANS	0784	NMEUHAUS	0734 0758		0273 0274 0275 0276 0277	WEWA	0784
GRANVISION	0350 0351	NOKIA	0753 0784 0806 0819		0278 0279 0280 0281 0282	WINERSAT	0744
GROTHUSEN	0720 0776	NOMEX	0859		0283 0284 0285 0286 0287	WISI	0737 0738 0739 0784 0797
GRUNDIG	0398 0399 0722 0738 0739	NORDMENDE	0720 0724 0763 0784 0846		0288 0289 0290 0291 0292		0803 0804 0805 0842 0862
	0772 0780 0784 0845	NOVIS	0744		0293 0294 0295 0723 0782		0863 0864 0865
GS	0206	OCEANIC	0757		0810 0833 0834 0835 0836	WOORISAT	0724
HANDAN	0810	OCTAGON	0720 0722 0755		0837 0838 1149 1150 1151	XL	0248
HANTOR	0720 0744	OPENBOX	0204		1152 1134 1133 0379 0382	Yamaha	0316
HANURI	0724	OPTEX	0758 0880 0338		0384 0386 0387 0389 0390	ZEHNDER	0724 0737 0806 0350 0351
HB	1152	OPTUS	0845		0242 0255 0238 0244 0245		0867 0868
HD	0334	ORANGE	0336	SKYVISION	0758	ZODIAC	0722
HD80-2T	0315	ORBITECH	0720	SM	0240 0241 0242 0255 0238		
HEAD	0361	OSAT	0722		0248		
HELIOCOM	0729	OTTO VERSAND	0739	SM ELECTRONIC	0723 0782 0810 0833 0834	DVB	
HIRSCHMANN	0739 0775 0793 0810 0815	Ouralis Ev 2	0298		0835 0836 0837 0838 0374	ALBA	0751 0874
	1161 1155	PACE	0739 0784 0796 0812 0816		1149 1150 1151 1152 1134	BUSH	0751
HISAWA	0744		0856		1133	CANAL+	1163
HITACHI	0784 0802						
HOMECAST	0346 0347						
HOUSTON	0758						

CYBERMAXX 0876 0877
 CYTRON 0876 0877
 DIGIFUSION 0875
 DIGIO2 1144
 ECHOSTAR 0989
 FREEVIEW 0747 0751 0752 0771 0787 0798 0843
 GERICOM 0743
 GOODMANS 0751
 GOODWAY 1153 1154
 GRUNDIG 1159
 HAUPPAUGE 0771
 HUMAX 0532
 LABGEAR 0787
 LIDCOM 0751
 LIFETEC 0877
 MATSUI 0751
 MEDION 0877
 MICO 1130
 MICROMAXX 0877
 MICROSTAR 0877
 OGGLE 1131
 ON-DIGITAL 0796 0858
 OPTEX 0880
 PACE 0752 0796
 PHILIPS 0843
 PIONEER 0858
 PREMIERE 0843
 PRO2 0877
 REBOX 0767
 SAGEM 0876 1137
 SKARDIN 0880
 SKYMASTER 0880 1155
 SM ELECTRONIC 0880 1153 1154 1155
 SONY 0747
 TCM 1121 1080
 TEVION 0877
 THOMSON 0798
 TOP-UP TV 0796 0881
 YUNG FU 1157

PHENIX 0234
 SAS500 0233
 STRATOS 0235
 SX1 0233

CBL

AUSTAR 0779
 BT 0811
 CABLECRYPT 0765
 CABLETIME 0748 0749 0750
 CANAL PLUS 0765
 COMCRYPT 0765
 EURODEC 0846
 FILMNET 0765 0607 0765
 FILMNET COMCRYPT 0765
 FOXTEL 0845
 GI 0779 0811
 IMPULSE 0811
 JERROLD 0779 0811
 KABELVISION 0811
 MELITA 0811
 MNET 0765 0845
 MOTOROLA 0779
 MULTICHOICE 0765 0845
 NOOS 1137
 NUMERICABLE 0846
 OPTUS 0779
 PIONEER 0791 0792
 PVP 0811
 SAMSUNG 1142
 SCIENTIFIC ATLANTA 0794 0795
 TELE+1 0765
 TELEPIU 0765
 TELEWEST 0811
 UNITED 0811
 UPC 1137
 VISIONETICS 1168

MEDION 0887 0891 0892 0927 0934 0935 0936 0959 0960 0963 0972 0980
 MEMOREX 0893 0983 0991
 MERIDIAN 0928
 MICROMAXX 0887 0891 0892 0927 0934 0935 0936 0959 0960 0963 0972 0980
 MICROMEGA 0928
 MICROSTAR 0887 0891 0892 0927 0934 0935 0936 0959 0960 0963 0972 0980
 MISSION 0928
 MITSUBISHI 0658
 NAD 0658 0888 0929
 NAIM 0928
 NAKAMICHI 0905
 NUVO 0994
 ONKYO 0906 0907
 PANASONIC 0883 0909
 PHILIPS 0910 0928 0982
 PIONEER 0658 0890 0893
 PRO2 0887 0891 0892 0927 0934 0935 0936 0959 0960 0963 0980
 PROTON 0928
 QUAD 0928
 REALISTIC 0892 0983 0991
 ROADSTAR 0910 0912
 ROTEL 0928
 SABA 0983
 SAE 0928
 SAMSUNG 0945
 SANSUI 0913 0914 0915 0928 0982
 SCHNEIDER 0928
 SCOTT 0991
 SHARP 0889 0916 0917 0918
 SHERWOOD 0954
 SILVERCREST 0965
 SINGER 0960
 SKYMASTER 0950
 SONY 0888 0919 0920 0933 0937 0938 0939
 TANDBERG 0928
 TCM 0887 0891 0892 0927 0934 0935 0936 0959 0960 0963 0975 0976 0980
 TEAC 0957
 TECHNICS 0909 0922
 TELEFUNKEN 0658 0983
 TEVION 0887 0891 0892 0927 0934 0935 0936 0959 0960 0963 0967 0968 0970 0972 0973 0974 0980
 THEORIE & ANWENDING 0961
 THOMSON 0979 0983
 THORN 0661
 TOSHIBA 0923
 UNIVERSUM 0928
 VECTOR RESEARCH 0884
 VICTOR 0900
 WELLTECH 0892 0934 0965
 YAMAHA 0916 0921 0947
 YORX 0912

DIGITAL LIVING 0499
 DUAL 0671 0677 0695 0908 0935 0958 0978 0990
 DYNEX 0495
 E-BENCH 0965
 ECHOSTAR 0881
 ELTA 0886 0887 0935
 FISHER 0699
 GERICOM 0743
 GRUNDIG 0911 0925 0926
 HARMON/KARDON 0895 0896
 HAUPPAUGE 0771 1170
 HOME AUTOMATION 1069
 INSIGNIA 0497
 INTERTRONIC 0965
 IPOD 0998
 JVC 1051
 KODAK 0496
 LENOXX 1022
 LFETEC 0908 0935 0964 0965 0966 0990
 LG 1056
 LIFE 1120
 LIFETEC 0671 0677 0695 0978 1120 1096 1098
 LINN 0989
 MAGNAVOX 0926
 MARANTZ 0925 0926
 MARMITEK 0871
 MEDIA RECEIVER 0746
 MEDION 0671 0677 0695 0908 0935 0964 0965 0966 0978 1120 1096 1098
 MEMOREX 0492
 MICROMAXX 0671 0677 0695 0908 0932 0964 0965 0966 0990 1120 1096 1098 0978
 MICROSTAR 0671 0677 0695 0908 0935 0950 0964 0965 0966 0978 1120 1096 1098
 Multi sender 0483
 NAD 0929 0930
 NELLTECH 0960 0965
 NORCENT 0494 1036
 NOW TV 1169
 NUVO 0993
 ONKYO 0955
 PACKARD BELL 1116
 PANASONIC 0807
 PANDIGITAL 0489 0500
 PARDYLIGHT BOX 1158
 PHILIPS 0925 0926
 PHOTOSHARE 0491
 PINNACLE 0484 0485 0486 1171
 PIONEER 1054 1058
 POLAROID 0488 0498 0500
 PREMIERE 0807
 PRO2 0671 0677 0695 0908 0935 0964 0965 0966 0978 0990 1096 1098
 ROYAL 0489
 SAMSUNG 0945 1016
 SANSUI 0925 0926
 SCHNEIDER 0956
 SHERWOOD 0954
 SILVERCREST 0965 0977 0996
 SMARTPARTS 0487 0500
 SONY 0931 0932 0933 0940 0941 0942 0943 0944
 SONY NETWORK 0746
 TARGA 1056
 TCM 0671 0677 0908 0935 0962 0964 0975 0976 0978 0990
 TEAC 0443
 TECHNICS 0949
 TEVIGN 0908 0935 0964 0965 0966 0969 0971 0973 0974 0978 0990
 TEVION 0671 0677 0695 0730 0877 1014 1015 1120 1096 1098
 THOMSON 0846 0979
 TRUTECH 0490
 XANTECH 0995
 YAMAHA 0924 0946 0947
 YUNG FU 1155

DVB-T

APRION III 0232
 ARTEMYS 0223
 COMBO 0223
 CYRRUS 0232
 DG1000 0224
 DTS 4001 0226
 DTS PLUG 0228
 EXIDIA II 0228
 HD REALIS 0230
 HDT 1000 0229
 HYDRIS III 0224
 IMMERSIO 0229
 INCA III 0225
 Mobil-T II 0224
 OPTIMO 0232
 Primo 0224
 PRIMO II 0232
 RN 5002 0231
 RNT 1001 0232
 RNT 3002 0224
 RNT 4002 0226
 RNT 4002 version 2 0227
 RNT 6002 0227
 RNT 900 0232
 RNT PLUG 0228
 RNTS 5002 0223
 SD 5001 0224
 TD 1000S 0226
 TD 2008 0224
 THALLIS VI 0231
 THEMA V 0226
 THEMA V version 2 0227
 ULTIMA II 0227
 VEGA 0227

CD

ADCOM 0983
 AKAI 0985 0986 0987
 ALBA 0988
 ARCAM 0928
 AWA 0984
 BESTAR 0991
 BUSH 0883
 CARRERA 0884
 CLASSIC 0963
 CYBERCOM 0887 0891 0892 0927 0934 0935 0936 0959 0960 0963 0972 0980
 CYBERMAXX 0887 0891 0892 0927 0934 0935 0936 0959 0960 0963 0972 0980
 CYTRON 0887 0891 0892 0927 0934 0935 0936 0959 0960 0963 0972 0980
 DENON 0619 0658 0885
 DUAL 0887 0892 0927 0934 0935 0936 0959 0960 0980 0983
 E-BENCH 0965
 ELTA 0886 0887 0935
 EMERSON 0983 0991
 GENEXXA 0888 0889 0890 0892 0893 0991
 GOLDSTAR 0884
 GOODMANS 0375
 GRUNDIG 0658 0894 0928
 HARMON/KARDON 0897
 HITACHI 0898 0899 0983
 INNOVATION 0927 0934 0935 0936 0900
 JVC 0900
 KENWOOD 0901 0902
 LG 0884
 LIFETEC 0887 0891 0892 0927 0934 0935 0936 0959 0960 0963 0972 0980
 LINN 0928
 LUXMAN 0903
 MAGNUM 0927 0934 0935 0936
 MARANTZ 0928
 MATSUI 0928

TUNER AUX1 AUX2

AIWA 0698 0948
 AUDIOVOX 0495
 CAR RADIO 0992
 CDR 0892 0982
 CENTRUM 0904 1019
 COBY 0493 1036
 COUNTRYMAN 1157
 CRITERION 0677
 CURTIS 1036
 CYBERCOM 0671 0677 0695 0978 0908 0935 0964 0990
 CYBERLINK 1116
 CYBERMAXX 0671 0677 0695 0908 0935 0965 0966 0978 1003 1120 1096 1098
 CYTRON 0671 0677 0695 0908 0935 0950 0964 0965 0966 0978 0990 1120 1098
 DBS 0981
 DENON 0951 0952 0953
 DIGITAL DECOR 0500

DVB-S

AN1000C 0233
 BIS TV 0234
 IONIS 0235
 OSMOSE 0234



Cabasse

Cabasse SA - 210, rue René Descartes - BP 10 - 29280 Plouzané

Tel +33 (0)2 98 05 88 88 - Fax +33 (0)2 98 05 88 99

www.cabasse.com